

# COMP541

## DEEP LEARNING

Lecture #03 – Multi-layer Perceptrons



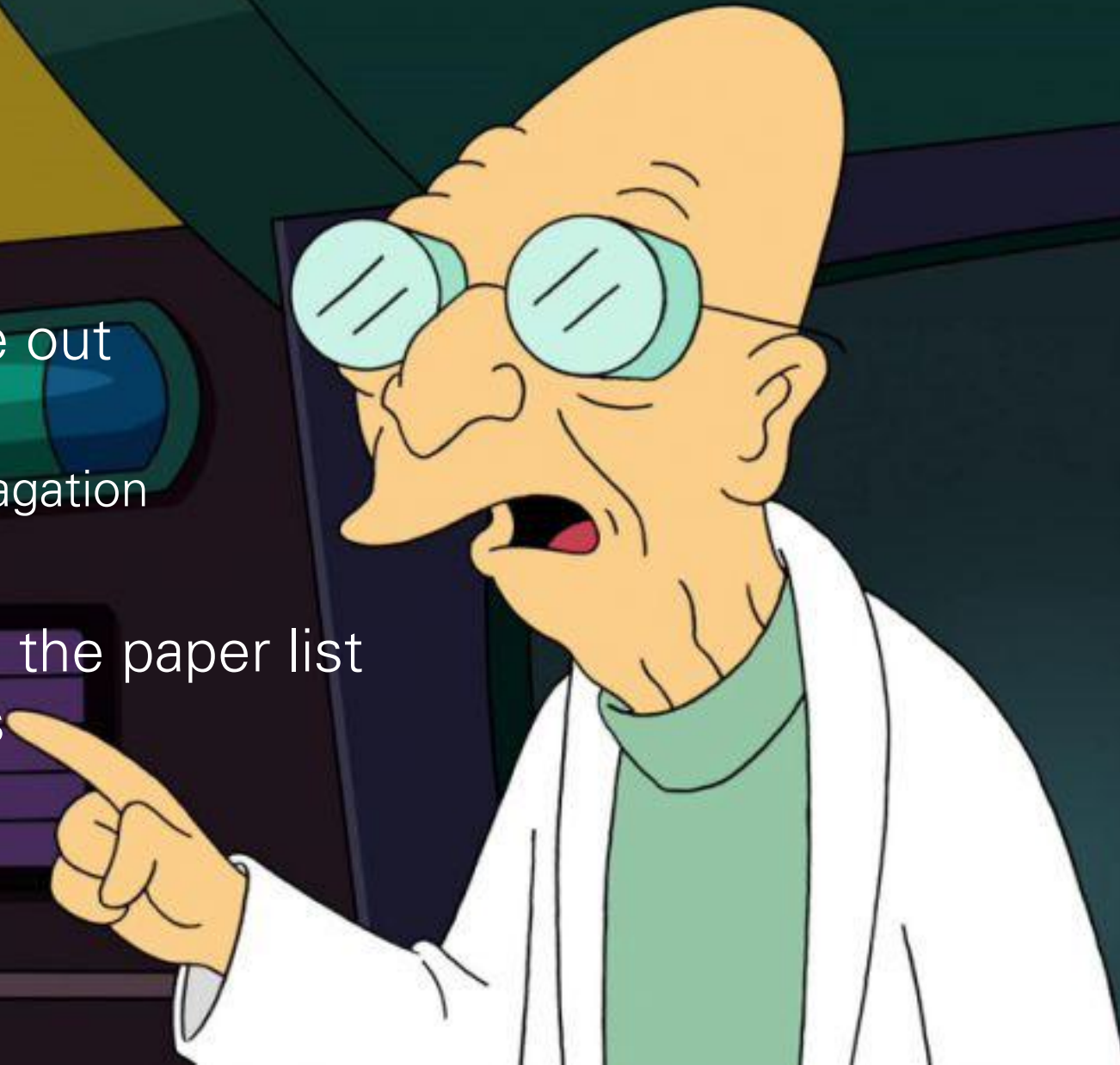
**KOÇ**  
**UNIVERSITY**

Aykut Erdem // Koç University // Fall 2023



# Good news, everyone!

- Assignment 1 will be out this week
  - MLPs and Backpropagation
- I am trying to finalize the paper list for the presentations
  - More information on Thursday



# Previously on COMP541

- learning problem
- parametric vs. non-parametric models
  - nearest-neighbor classifier
  - linear classification
  - linear regression
- capacity
- hyperparameter
- underfitting and overfitting
- variance-bias tradeoff
- model selection
- cross-validation



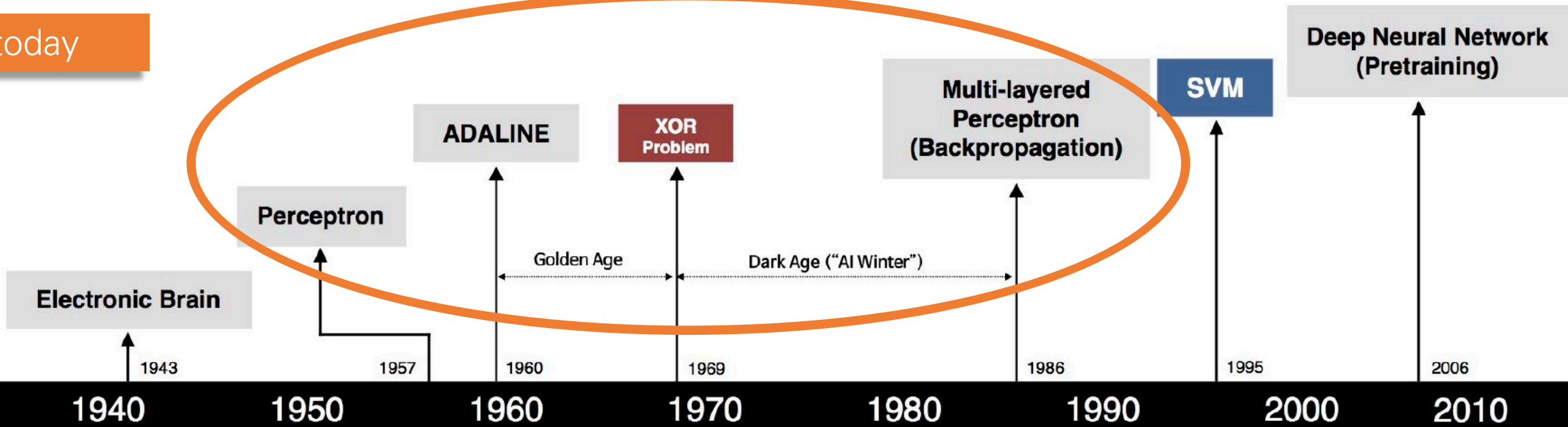
# Lecture overview

- the perceptron
- the multi-layer perceptron
- stochastic gradient descent
- backpropagation
- shallow yet very powerful: `word2vec`
  
- **Disclaimer:** Much of the material and slides for this lecture were borrowed from
  - Hugo Larochelle's Neural networks slides
  - Nick Locascio's MIT 6.S191 slides
  - Efstratios Gavves and Max Willing's UvA deep learning class
  - Leonid Sigal's CPSC532L class
  - Richard Socher's CS224d class
  - Dan Jurafsky's CS124 class

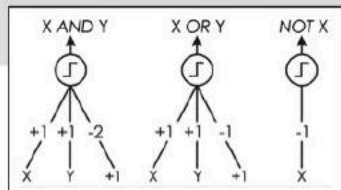


# A Brief History of Neural Networks

today



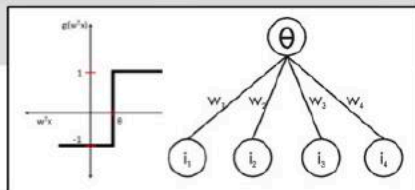
S. McCulloch - W. Pitts



- Adjustable Weights
- Weights are not Learned



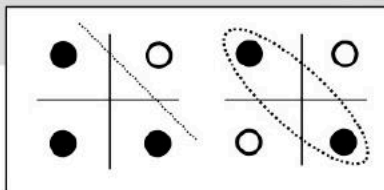
F. Rosenblatt B. Widrow - M. Hoff



- Learnable Weights and Threshold



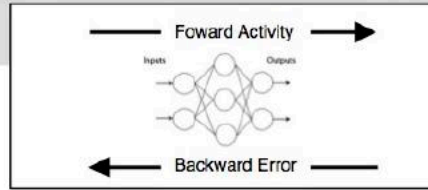
M. Minsky - S. Papert



- XOR Problem



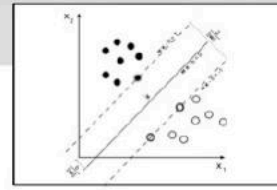
D. Rumelhart - G. Hinton - R. Williams



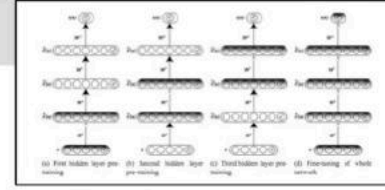
- Solution to nonlinearly separable problems
- Big computation, local optima and overfitting
- Limitations of learning prior knowledge
- Kernel function: Human Intervention



V. Vapnik - C. Cortes



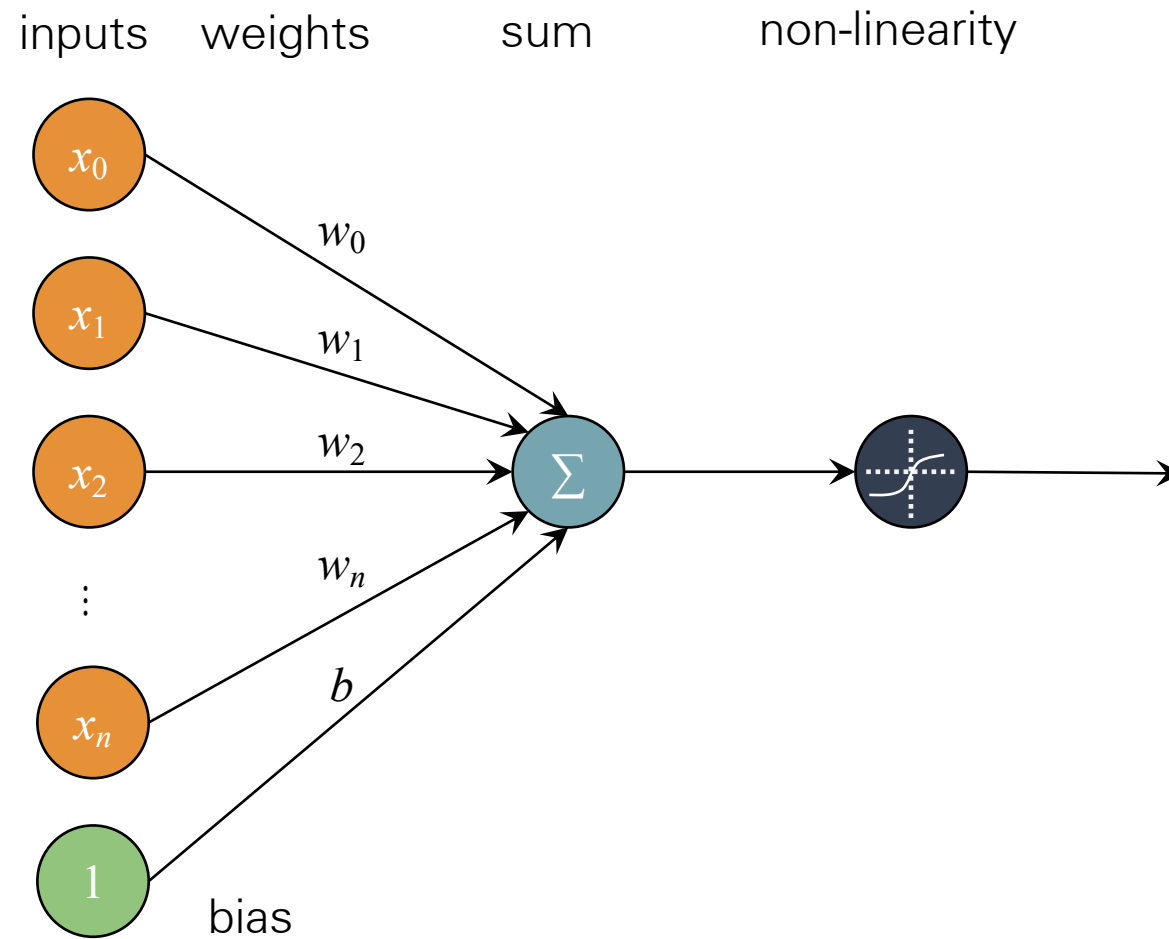
G. Hinton - S. Ruslan



- Hierarchical feature Learning

# The Perceptron

# The Perceptron



# Perceptron Forward Pass

- Neuron pre-activation  
(or input activation)

$$a(\mathbf{x}) = b + \sum_i w_i x_i = b + \mathbf{w}^\top \mathbf{x}$$

- Neuron output activation:

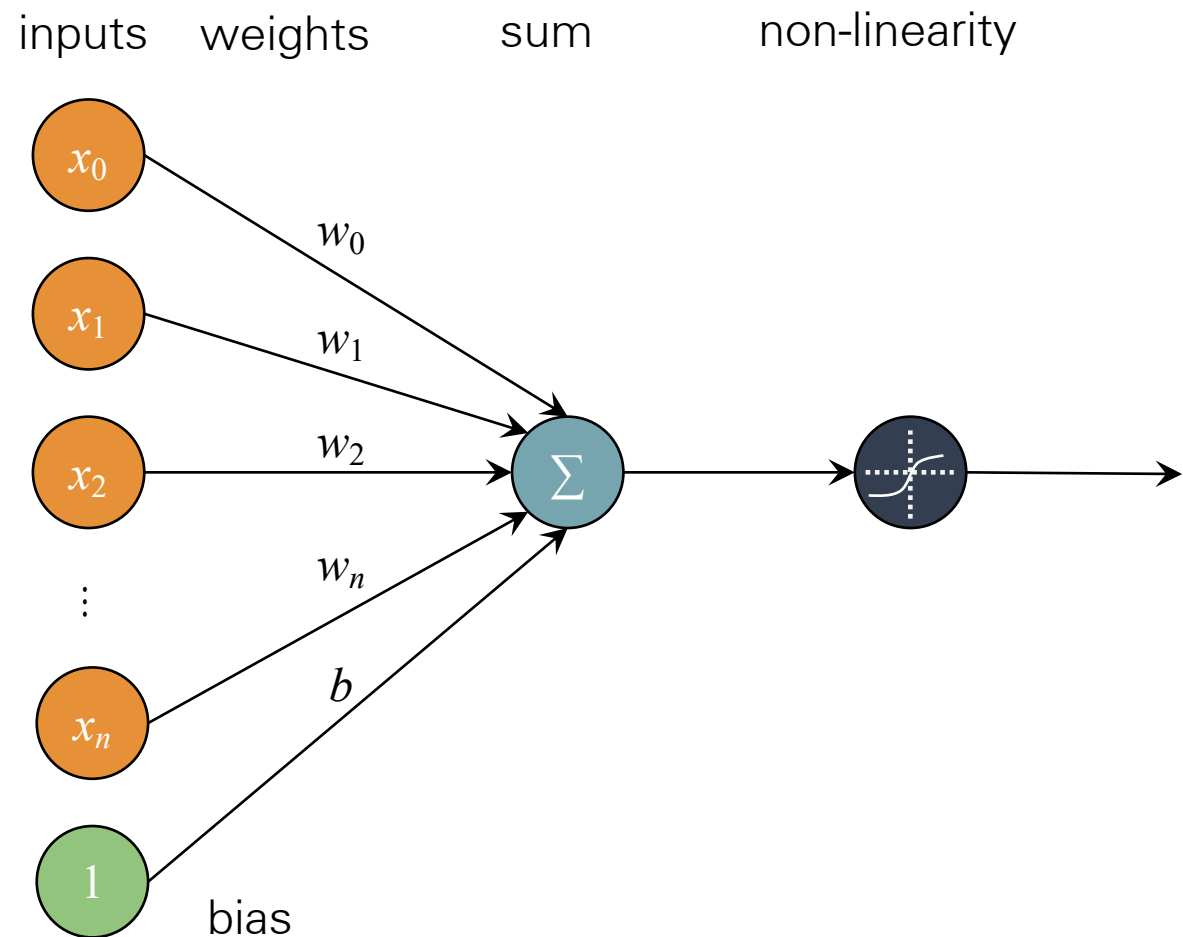
$$h(\mathbf{x}) = g(a(\mathbf{x})) = g(b + \sum_i w_i x_i)$$

where

$\mathbf{w}$  are the weights (parameters)

$b$  is the bias term

$g(\cdot)$  is called the activation function





# Output Activation of The Neuron

$$h(\mathbf{x}) = g(a(\mathbf{x})) = g(b + \sum_i w_i x_i)$$

Range is determined by  $g(\cdot)$

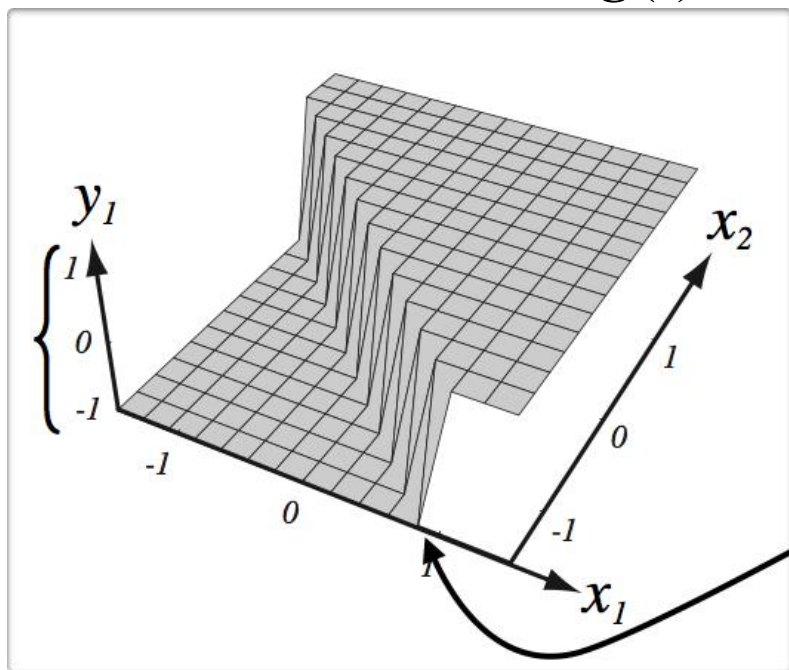
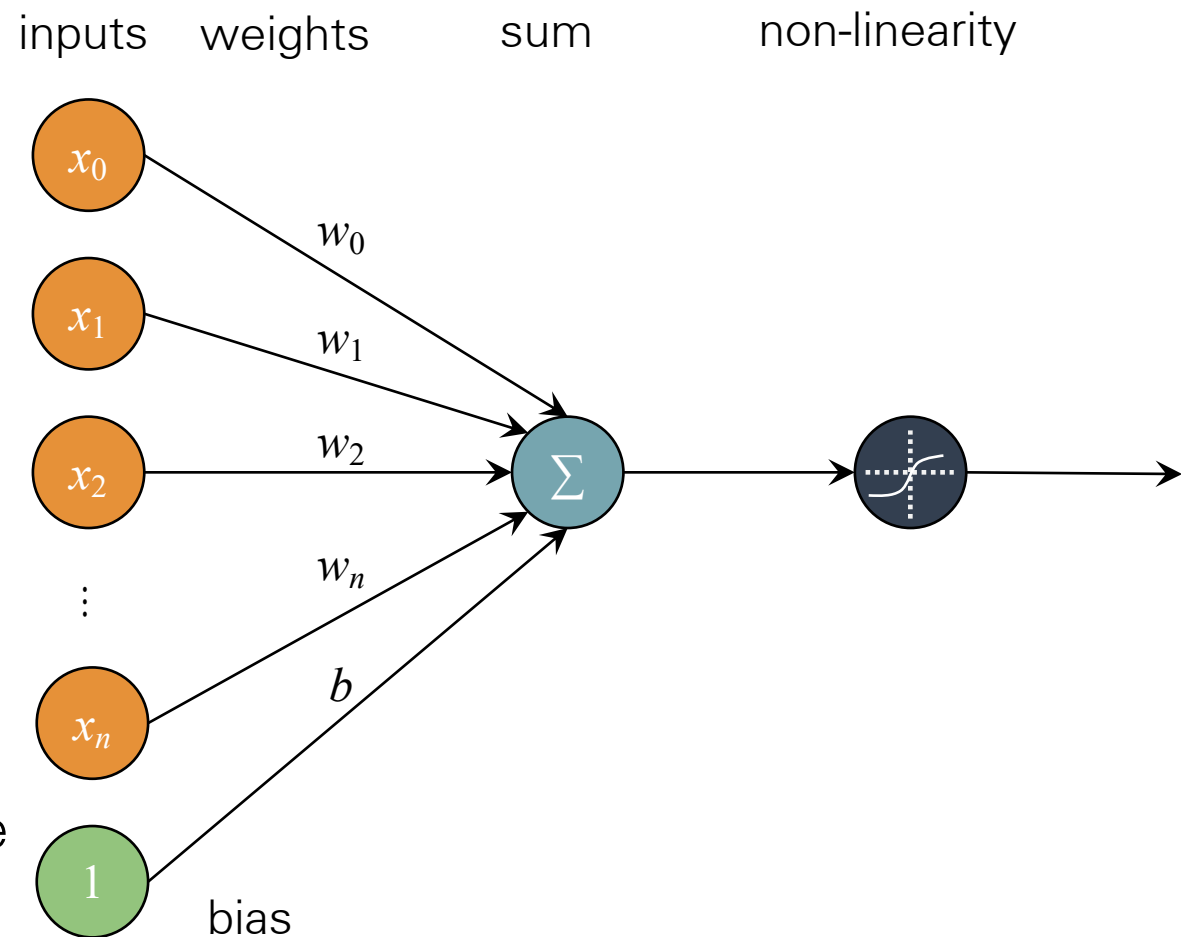


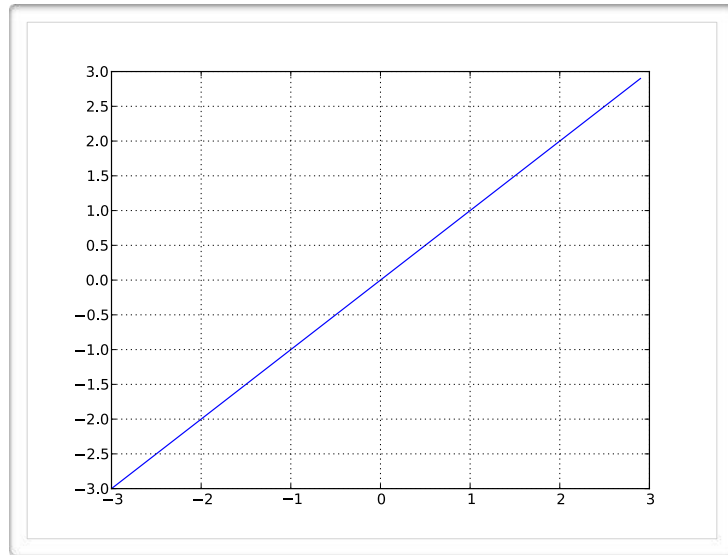
Image credit: Pascal Vincent



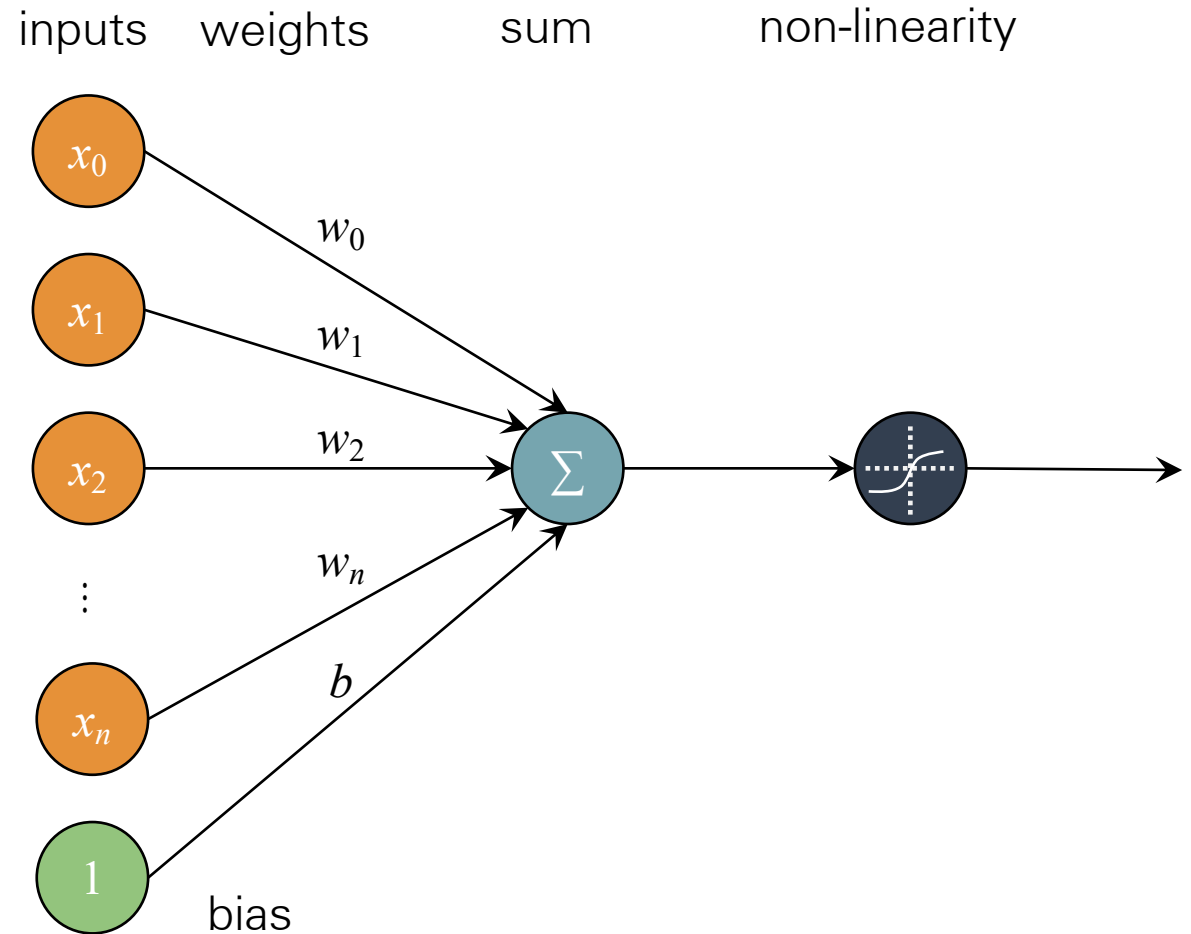
# Linear Activation Function

$$h(\mathbf{x}) = g(a(\mathbf{x})) = g(b + \sum_i w_i x_i)$$

$$g(a) = a$$



- No nonlinear transformation
- No input squashing

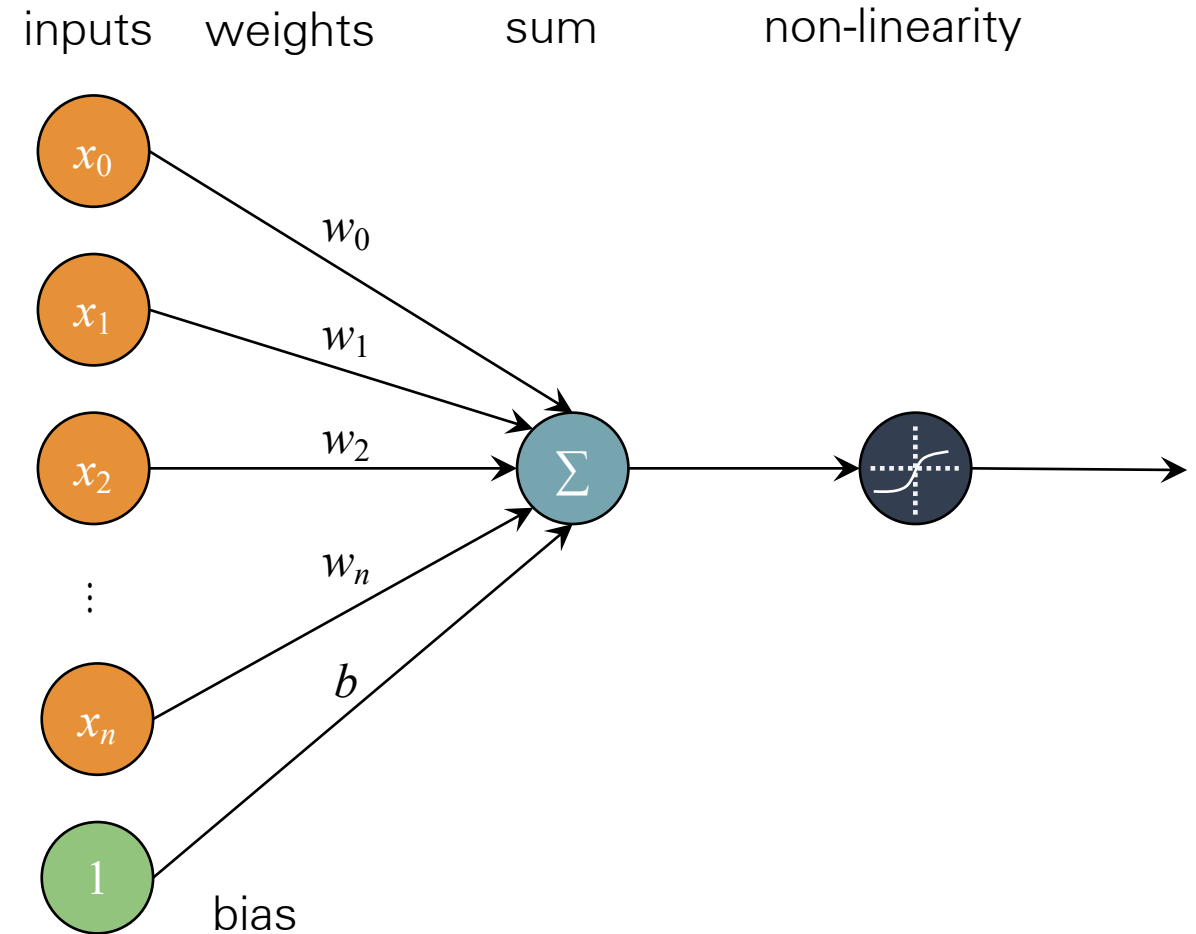
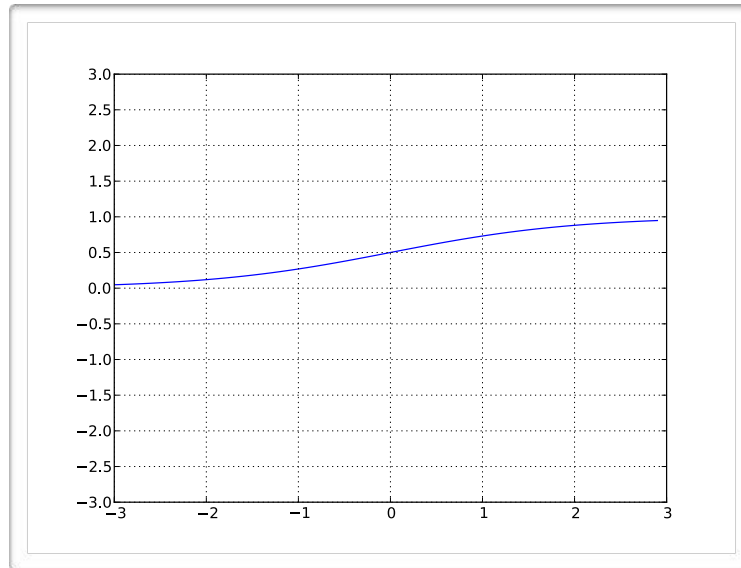


# Sigmoid Activation Function

$$h(\mathbf{x}) = g(a(\mathbf{x})) = g(b + \sum_i w_i x_i)$$

$$g(a) = \text{sigm}(a) = \frac{1}{1 + \exp(-a)}$$

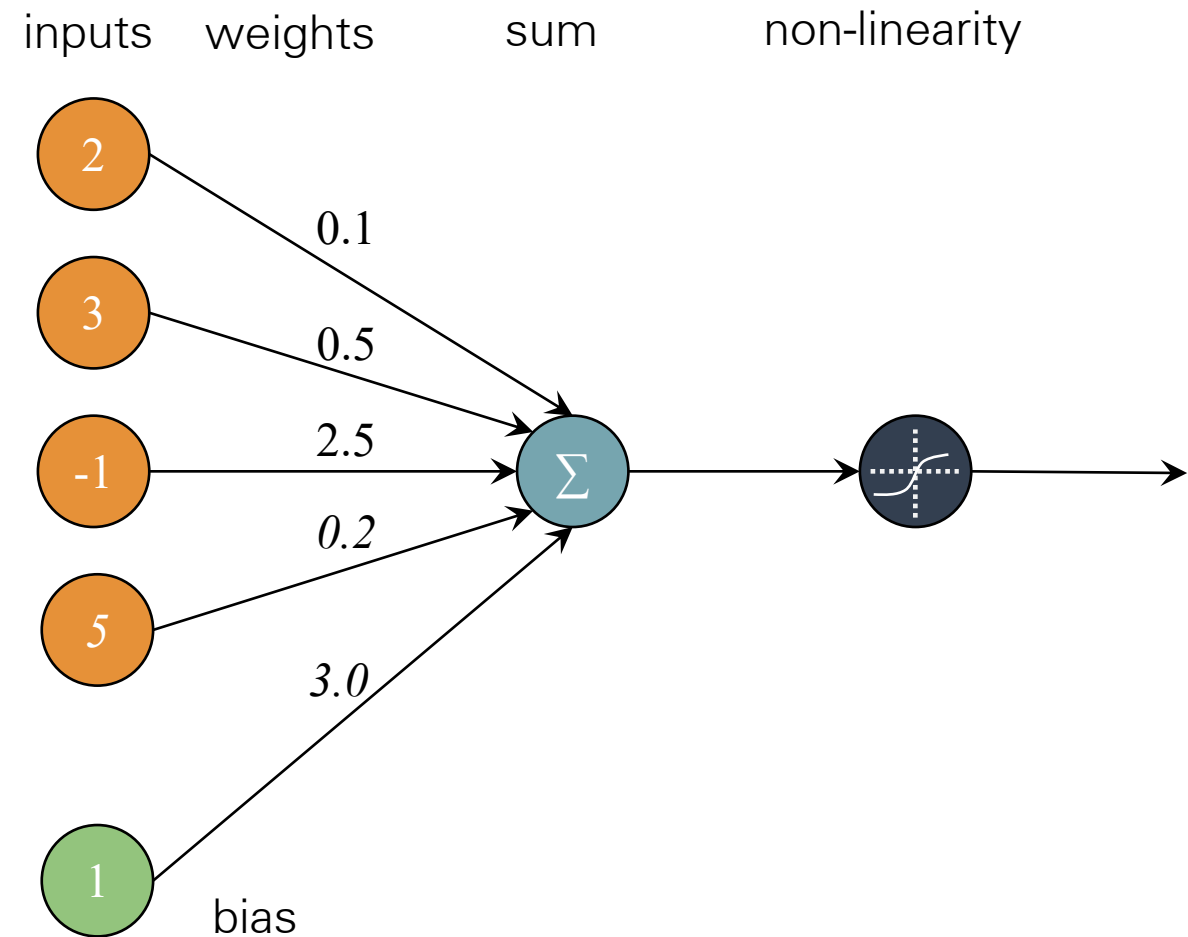
- Squashes the neuron's output between 0 and 1
- Always positive
- Bounded
- Strictly Increasing





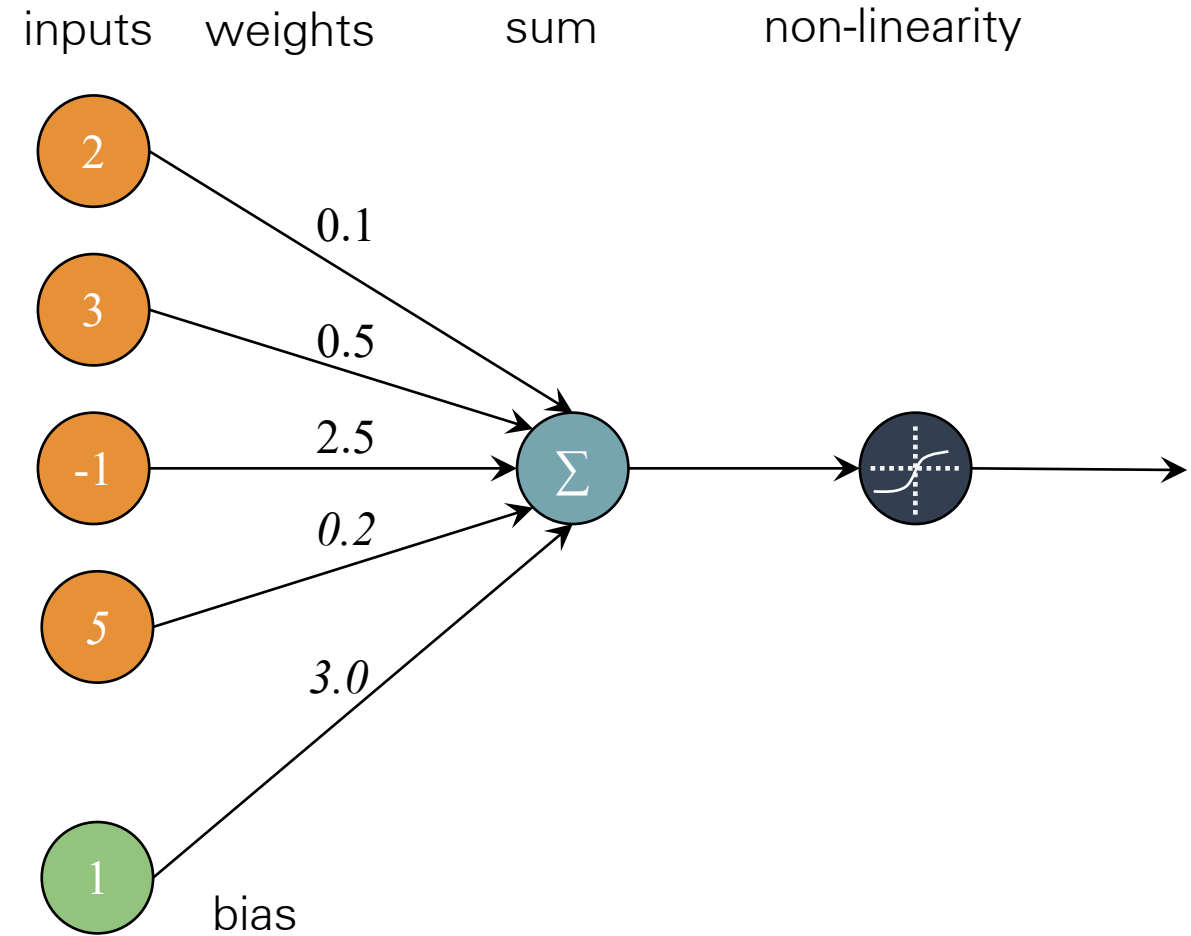
# Perceptron Forward Pass

$$h(\mathbf{x}) = g(a(\mathbf{x})) = g(b + \sum_i w_i x_i)$$



# Perceptron Forward Pass

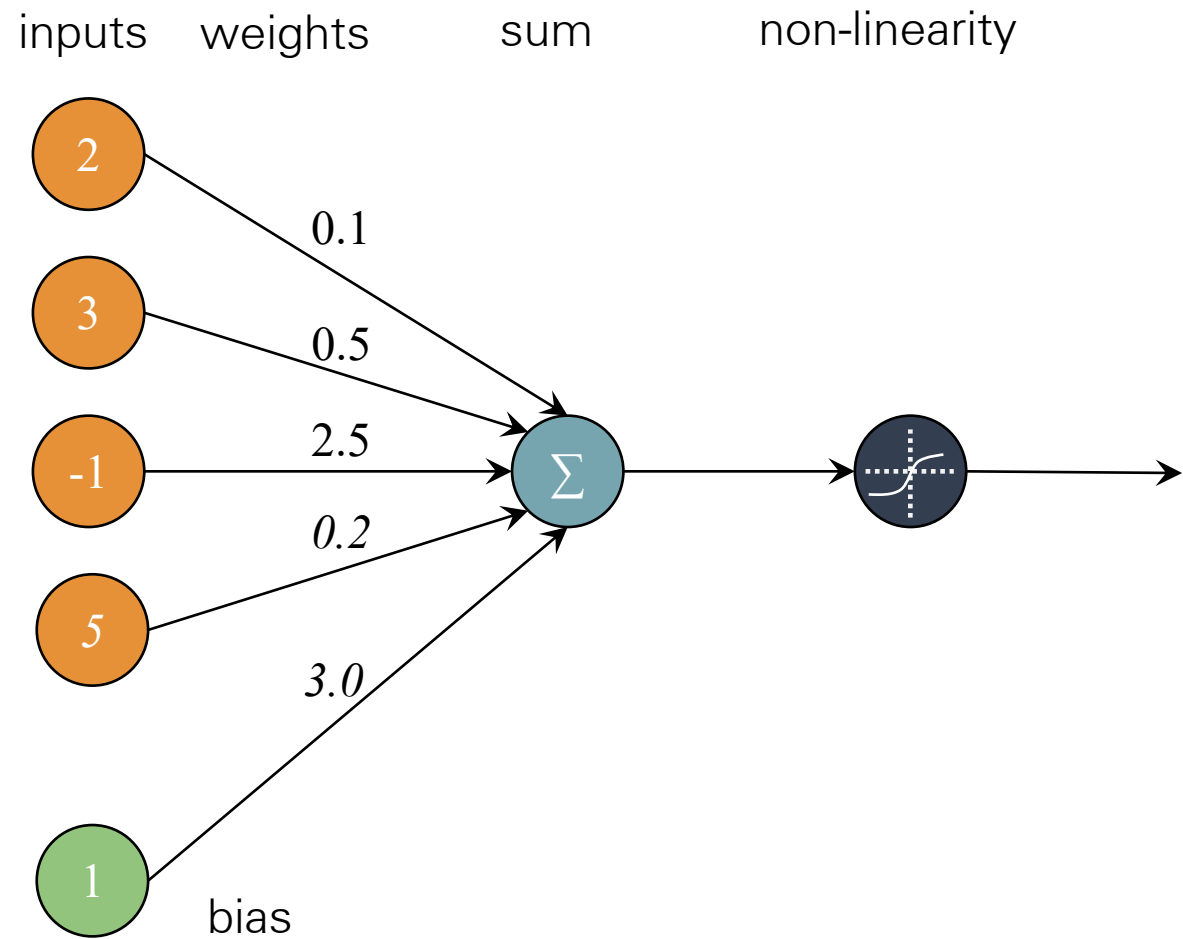
$$h(\mathbf{x}) = g((2*0.1) + (3*0.5) + (-1*2.5) + (5*0.2) + (1*3.0))$$



# Perceptron Forward Pass

$$h(\mathbf{x}) = g(3.2) = \sigma(3.2)$$

$$\frac{1}{1 + e^{-3.2}} = 0.96$$





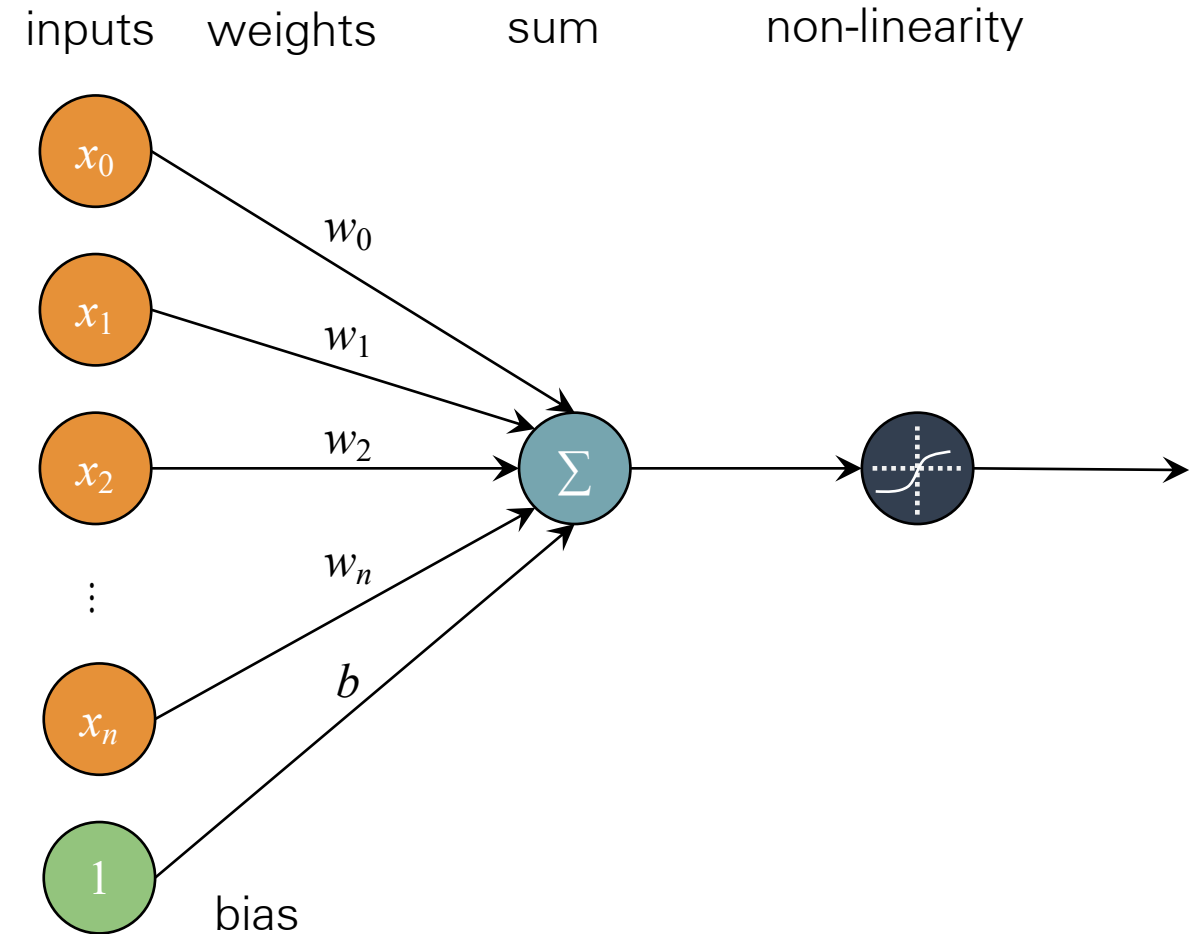
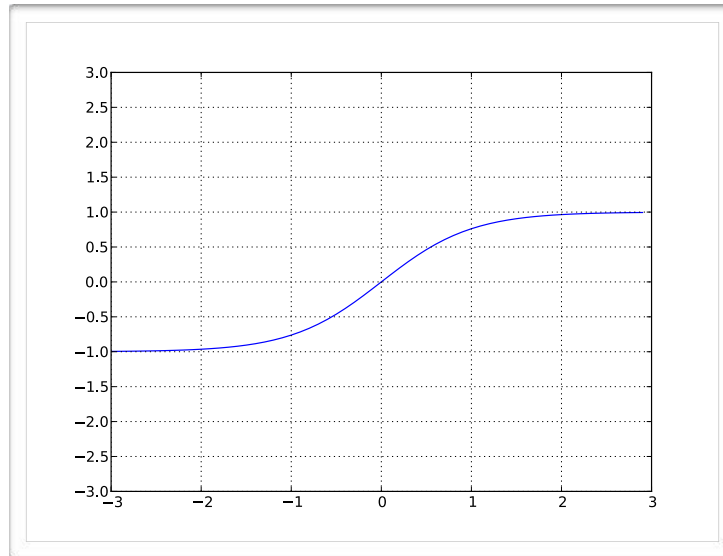
# Hyperbolic Tangent (tanh) Activation Function

$$h(\mathbf{x}) = g(a(\mathbf{x})) = g(b + \sum_i w_i x_i)$$

$$g(a) = \tanh(a) =$$

$$= \frac{\exp(a) - \exp(-a)}{\exp(a) + \exp(-a)} = \frac{\exp(2a) - 1}{\exp(2a) + 1}$$

- Squashes the neuron's output between -1 and 1
- Can be positive or negative
- Bounded
- Strictly Increasing

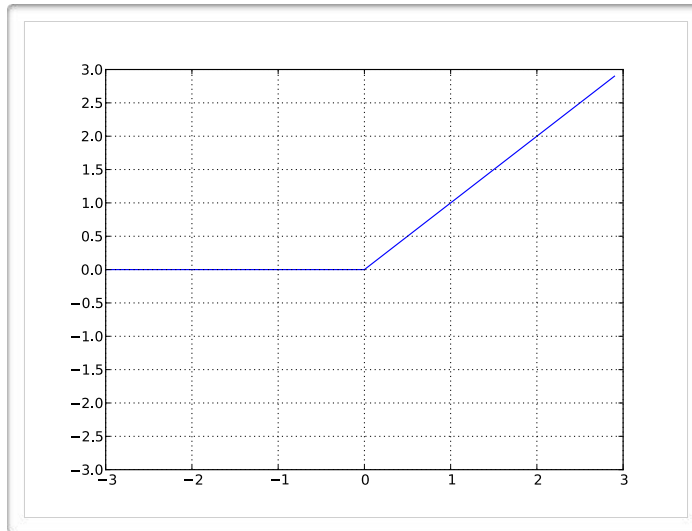


# Rectified Linear (ReLU) Activation Function

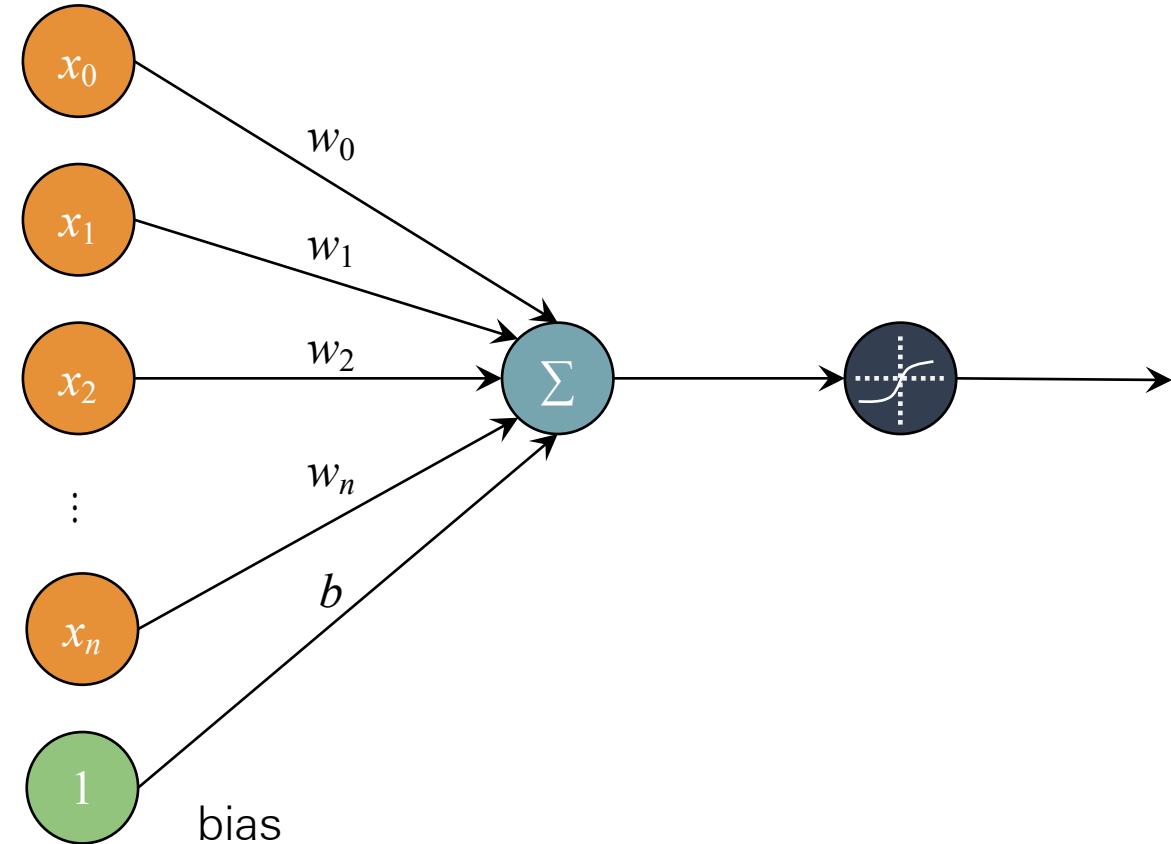
$$h(\mathbf{x}) = g(a(\mathbf{x})) = g(b + \sum_i w_i x_i)$$

$$g(a) = \text{reclin}(a) = \max(0, a)$$

- Bounded below by 0 (always non-negative)
- Not upper bounded
- Strictly increasing
- Tends to produce units with sparse activities



inputs    weights    sum    non-linearity



# Decision Boundary of a Neuron

- Could do binary classification:
  - with sigmoid, one can interpret neuron as estimating  $p(y = 1 | \mathbf{x})$
  - also known as **logistic regression classifier**
  - if activation is greater than 0.5, predict 1
  - otherwise predict 0

Same idea can be applied to a tanh activation

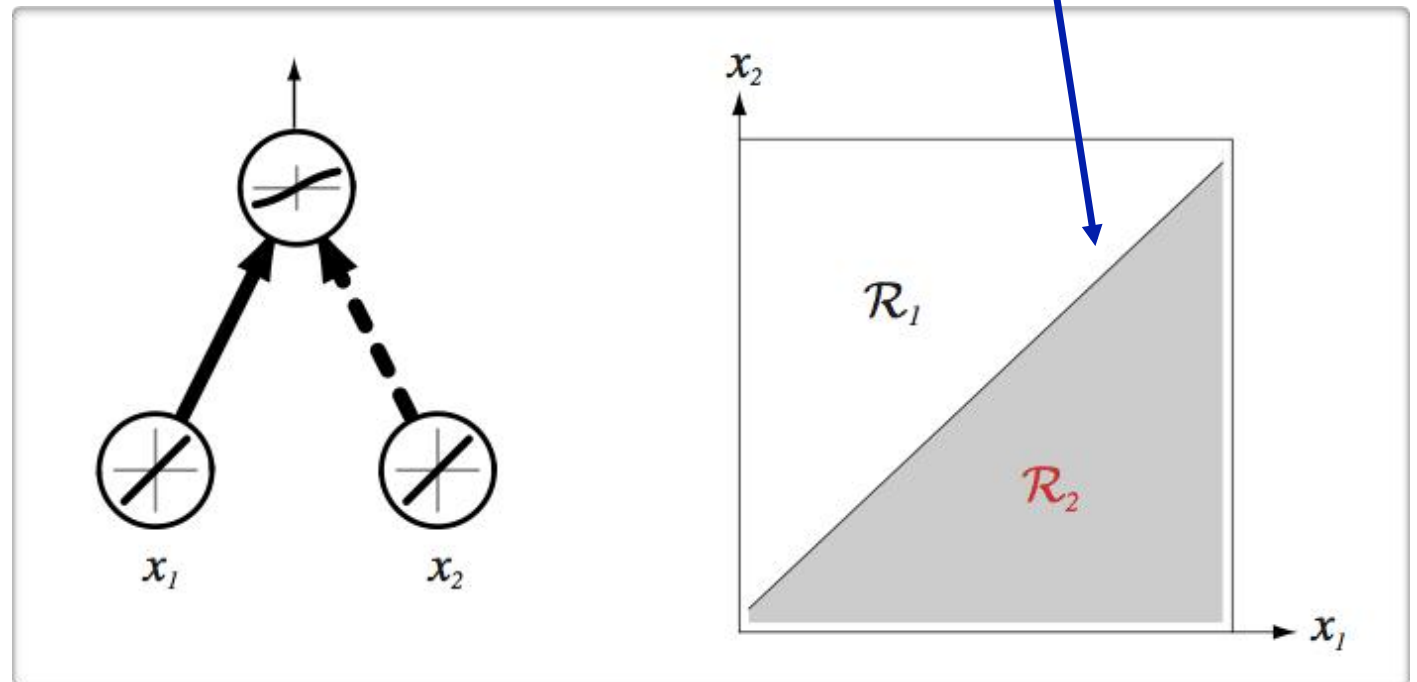
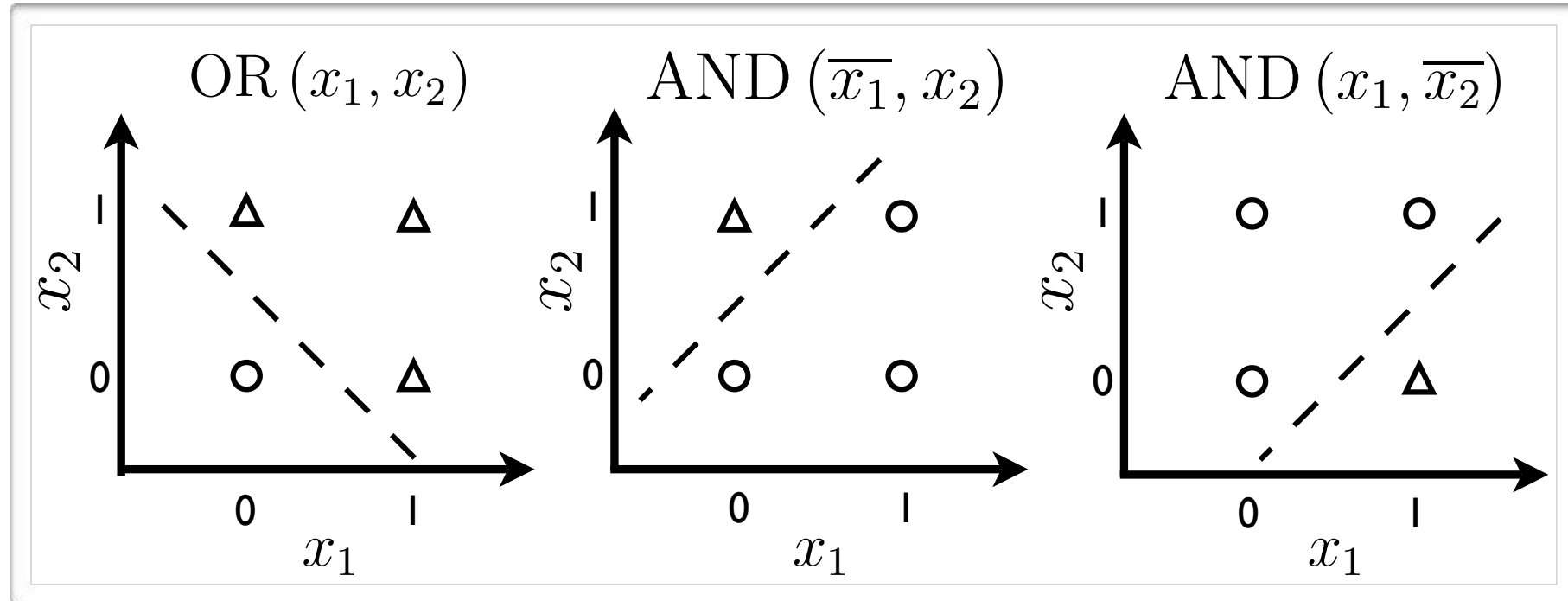


Image credit: Pascal Vincent



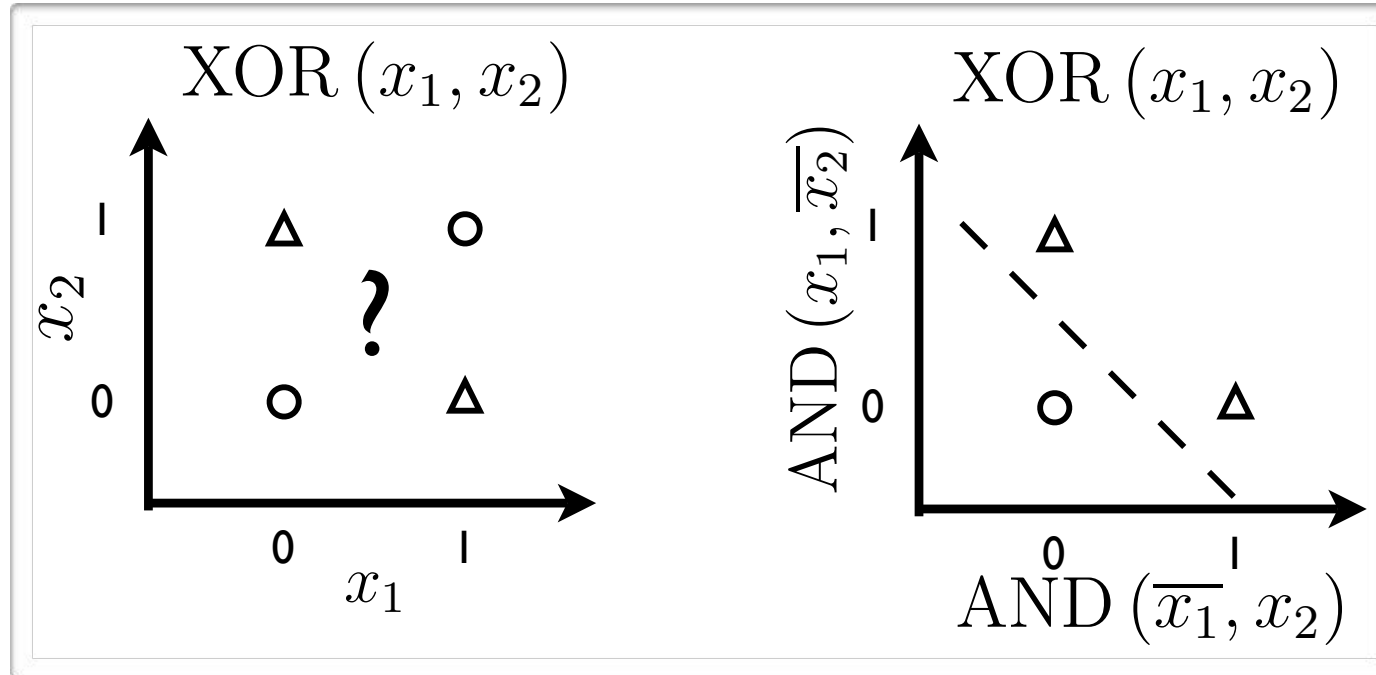
# Capacity of Single Neuron

- Can solve linearly separable problems



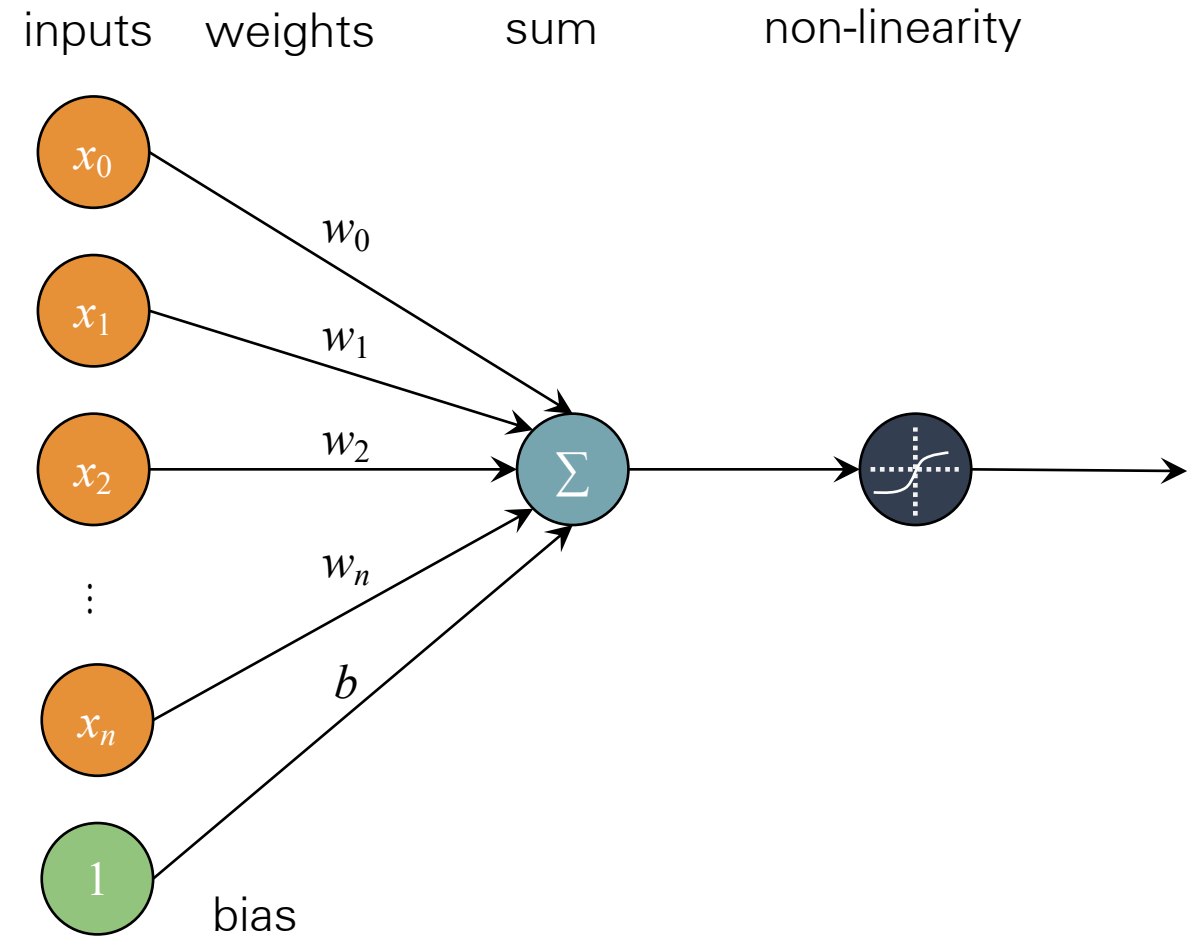
# Capacity of Single Neuron

- Can not solve non-linearly separable problems

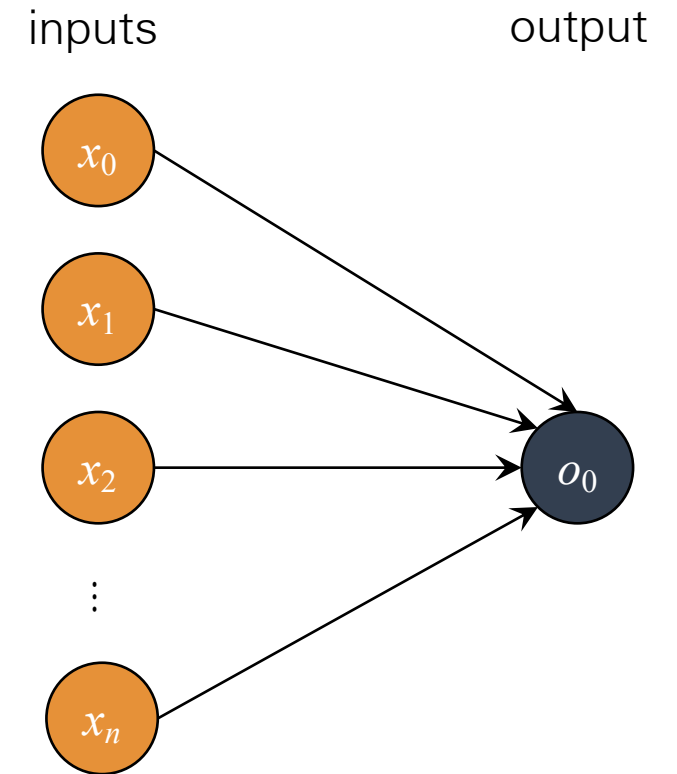


- Need to transform the input into a better representation
- Remember **basis functions**!

# Perceptron Diagram Simplified



# Perceptron Diagram Simplified



# Multi-Output Perceptron

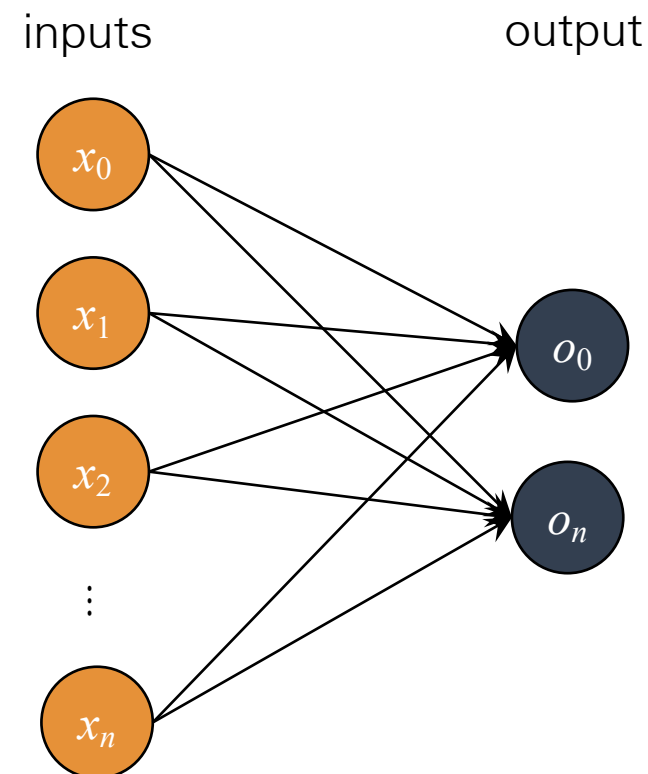
- Remember **multi-way classification**
  - We need multiple outputs (1 output per class)
  - We need to estimate conditional probability  $p(\mathbf{y} = \mathbf{c} \mid \mathbf{x})$
  - Discriminative Learning

- Softmax activation function at the output

$$\mathbf{o}(\mathbf{a}) = \text{softmax}(\mathbf{a}) = \left[ \frac{\exp(a_1)}{\sum_c \exp(a_c)} \cdots \frac{\exp(a_C)}{\sum_c \exp(a_c)} \right]^\top$$

- strictly positive
- sums to one

- Predict class with the highest estimated class conditional probability.





# Multi-Layer Perceptron

# Single Hidden Layer Neural Network

- Hidden layer pre-activation:

$$\mathbf{a}(\mathbf{x}) = \mathbf{b}^{(1)} + \mathbf{W}^{(1)}\mathbf{x}$$

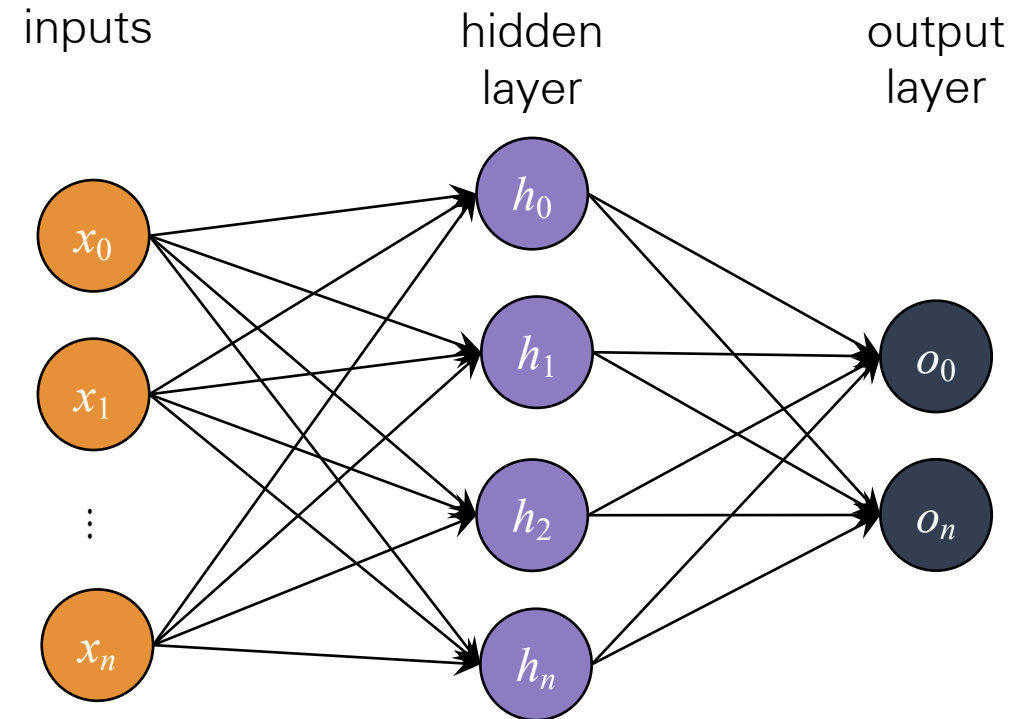
$$\left( a(\mathbf{x})_i = b_i^{(1)} + \sum_j W_{i,j}^{(1)} x_j \right)$$

- Hidden layer activation:

$$\mathbf{h}(\mathbf{x}) = \mathbf{g}(\mathbf{a}(\mathbf{x}))$$

- Output layer activation:

$$\mathbf{o}(\mathbf{x}) = \mathbf{o} \left( b^{(2)} + \mathbf{w}^{(2)\top} \mathbf{h}^{(1)} \mathbf{x} \right)$$



# Multi-Layer Perceptron (MLP)

- Consider a network with  $L$  hidden layers.

—layer pre-activation for  $k > 0$

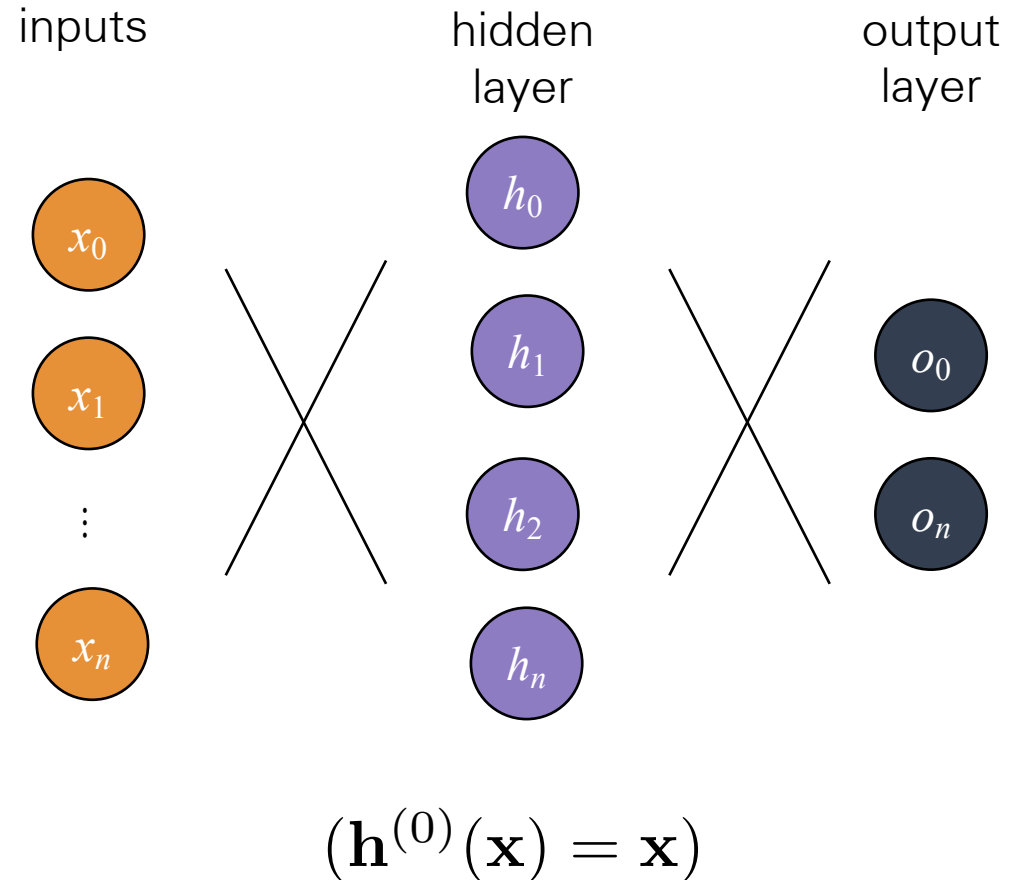
$$\mathbf{a}^{(k)}(\mathbf{x}) = \mathbf{b}^{(k)} + \mathbf{W}^{(k)} \mathbf{h}^{(k-1)}(\mathbf{x})$$

—hidden layer activation from 1 to  $L$ :

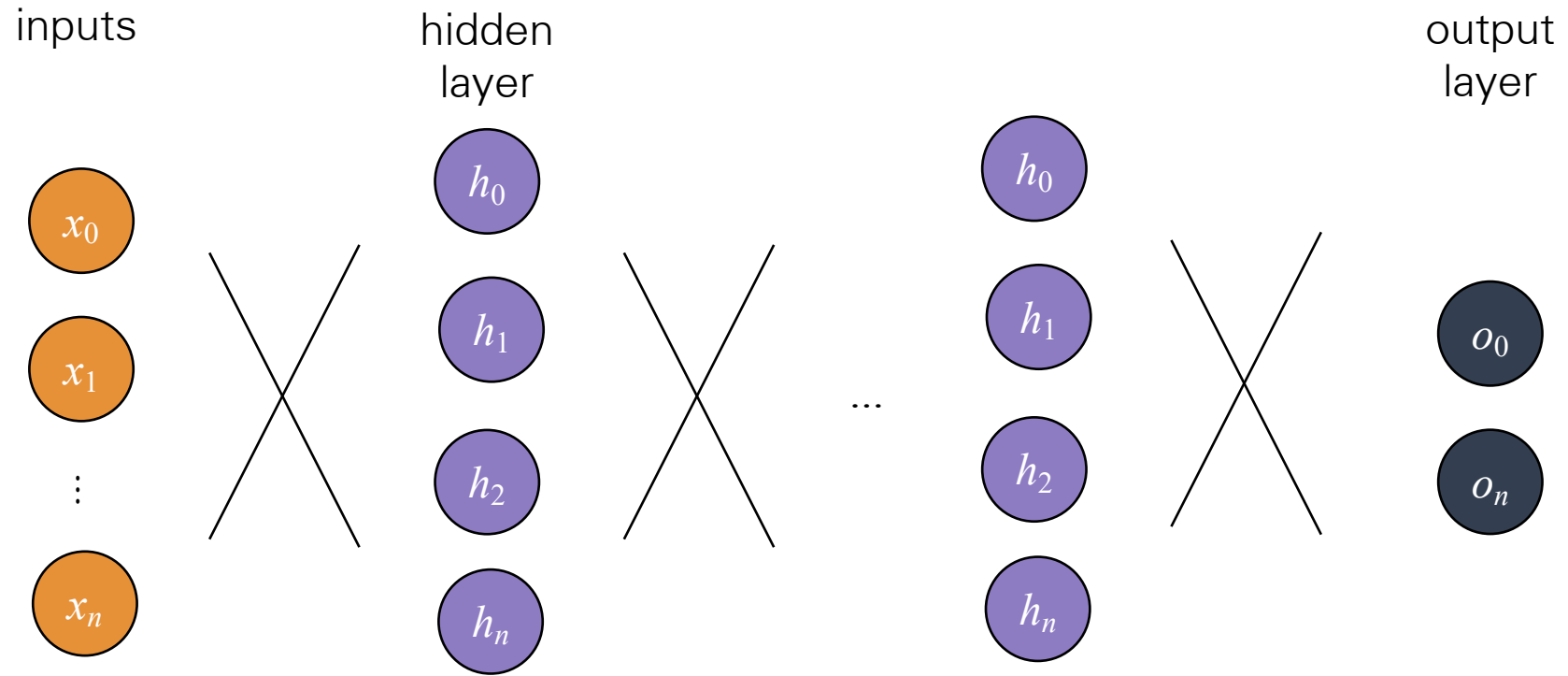
$$\mathbf{h}^{(k)}(\mathbf{x}) = \mathbf{g}(\mathbf{a}^{(k)}(\mathbf{x}))$$

—output layer activation ( $k=L+1$ )

$$\mathbf{h}^{(L+1)}(\mathbf{x}) = \mathbf{o}(\mathbf{a}^{(L+1)}(\mathbf{x})) = \mathbf{f}(\mathbf{x})$$



# Deep Neural Network



# Capacity of Neural Networks

- Consider a single layer neural network

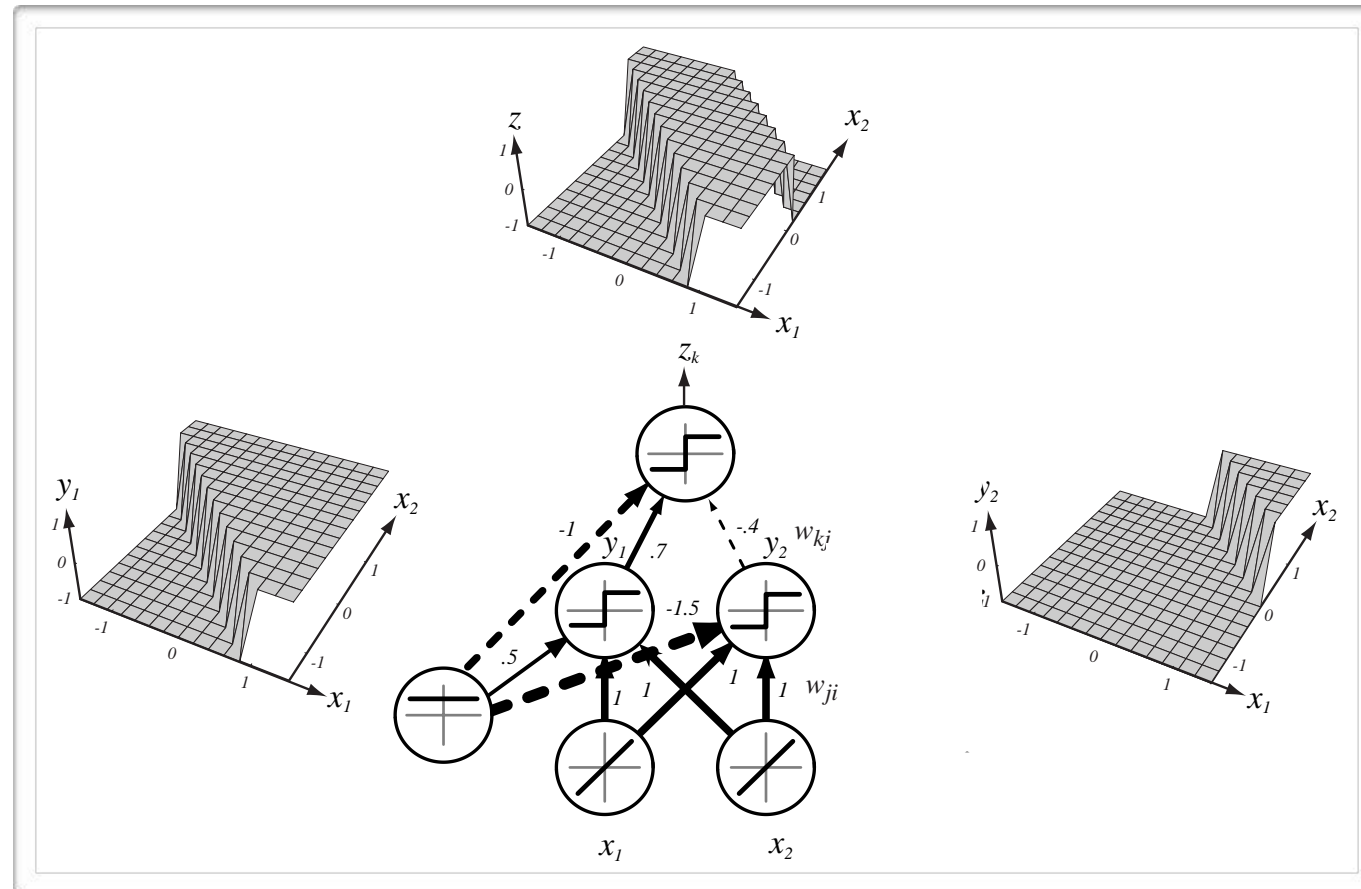


Image credit: Pascal Vincent



# Capacity of Neural Networks

- Consider a single layer neural network

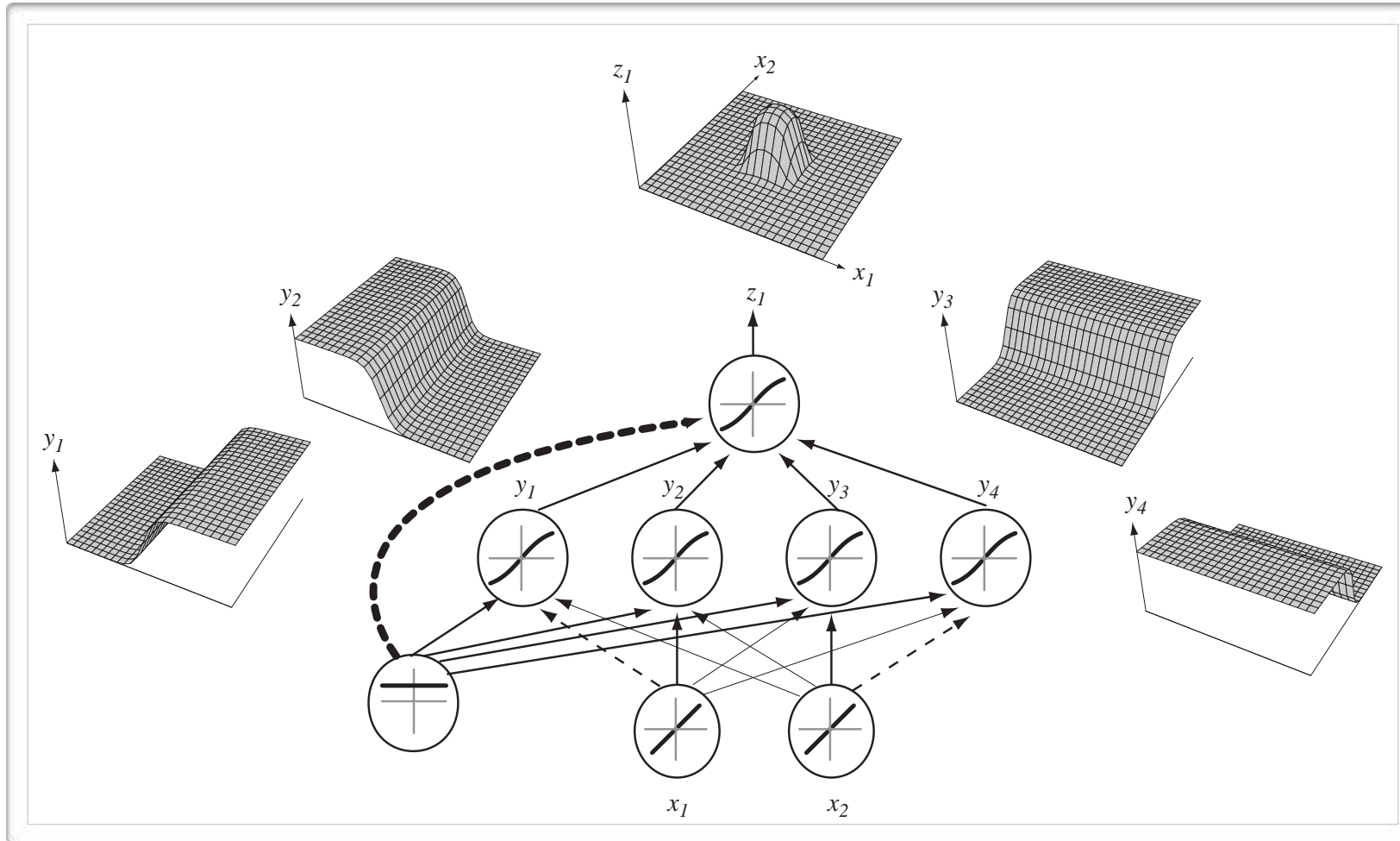


Image credit: Pascal Vincent

# Capacity of Neural Networks

- Consider a single layer neural network

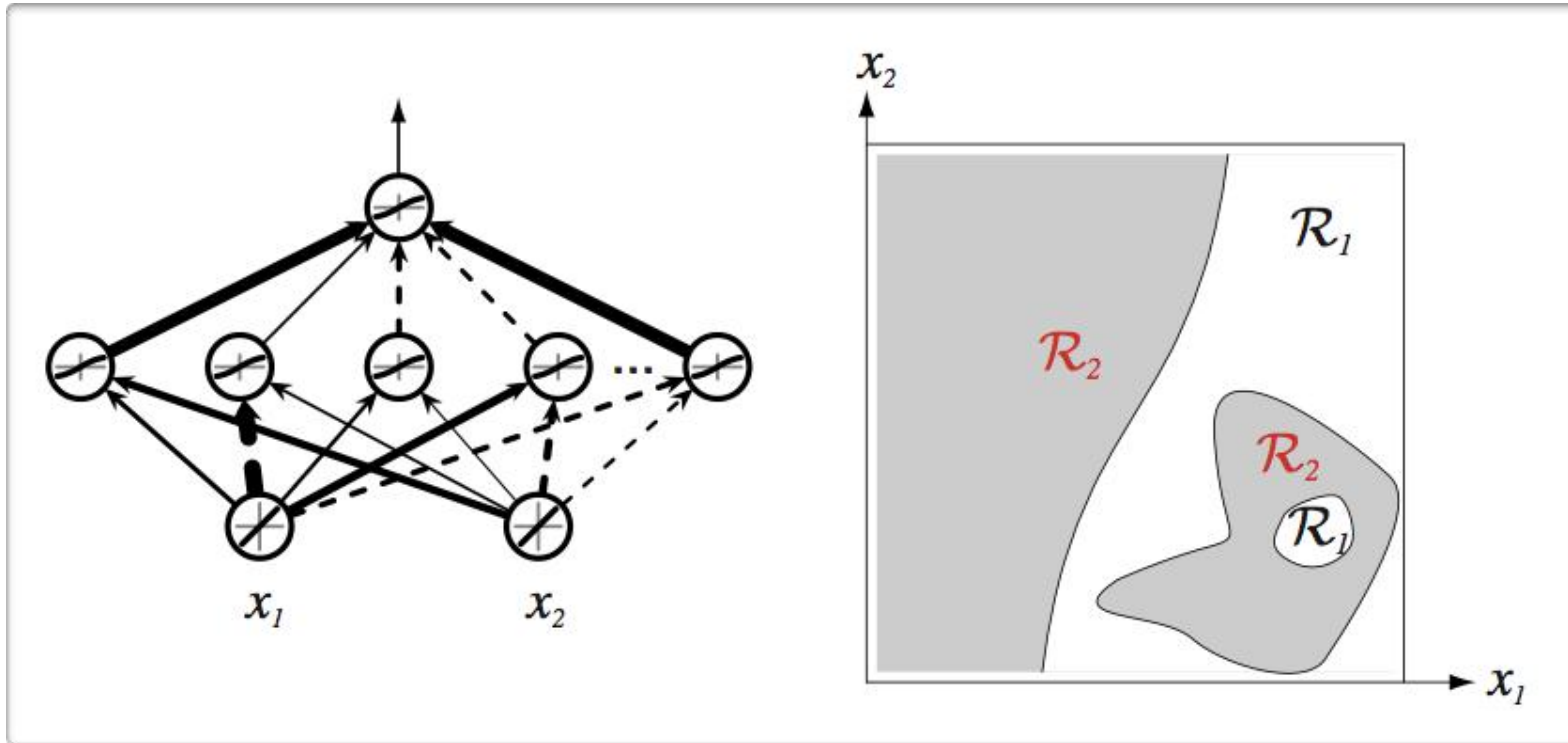


Image credit: Pascal Vincent

# Universal Approximation

- Universal Approximation Theorem (Hornik, 1991):
  - “a single hidden layer neural network with a linear output unit can approximate any continuous function arbitrarily well, given enough hidden units”
- This applies for sigmoid, tanh and many other activation functions.
- **However, this does not mean that there is learning algorithm that can find the necessary parameter values.**

# Applying Neural Networks

# Example Problem: Will my flight be delayed?

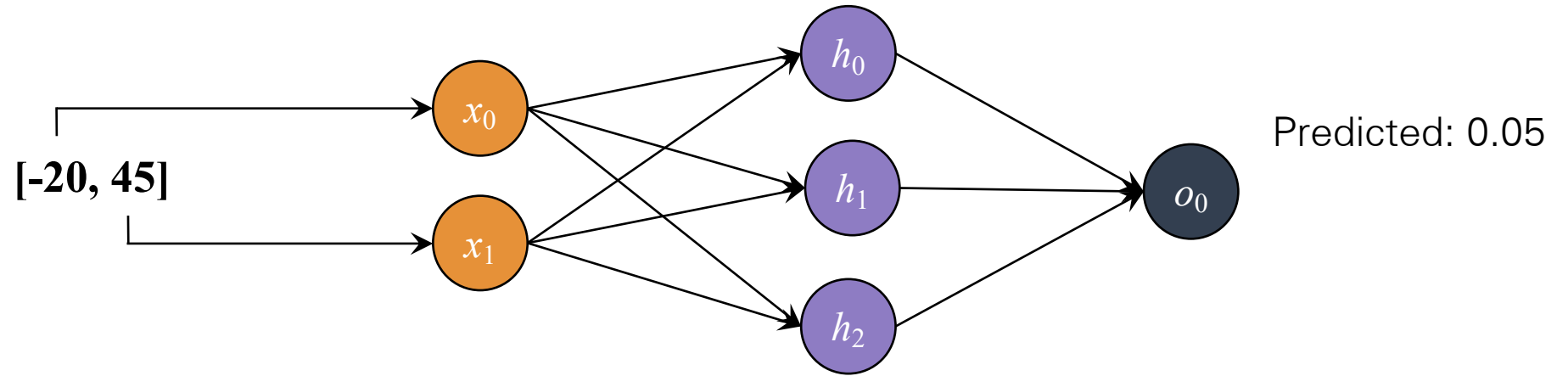
Temperature: -20 F

Wind Speed: 45 mph

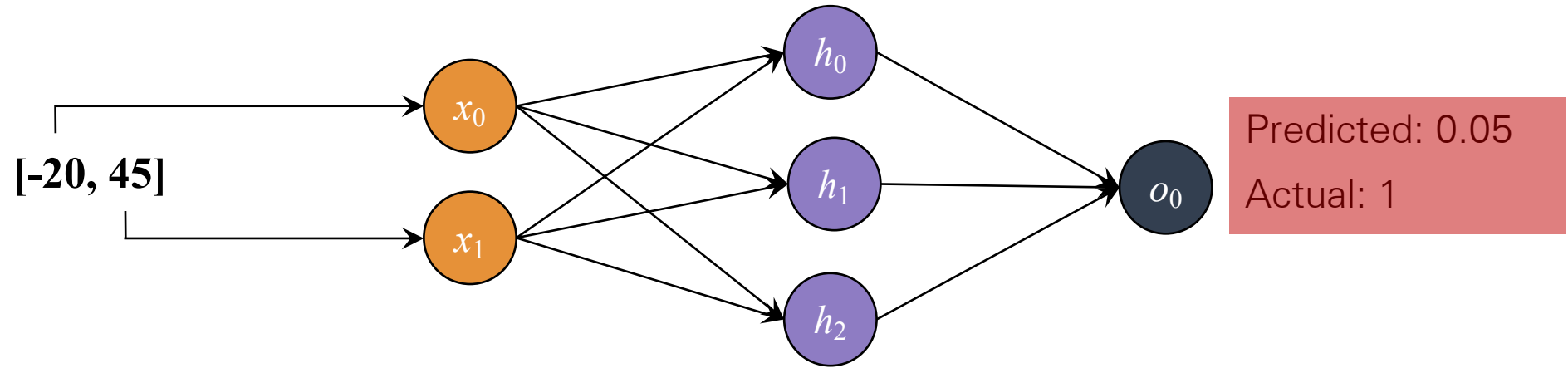




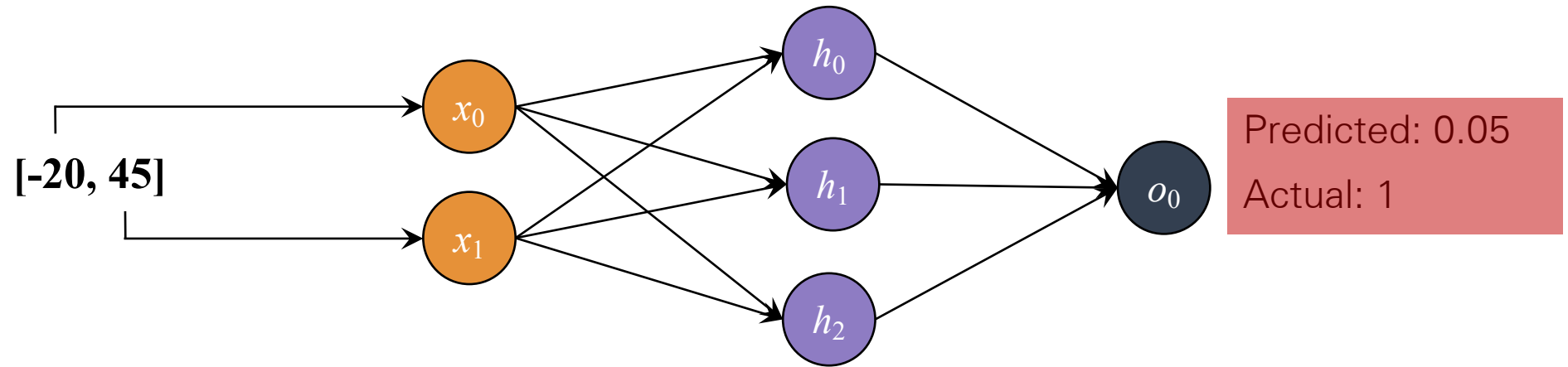
# Example Problem: Will my flight be delayed?



# Example Problem: Will my flight be delayed?



# Quantifying Loss

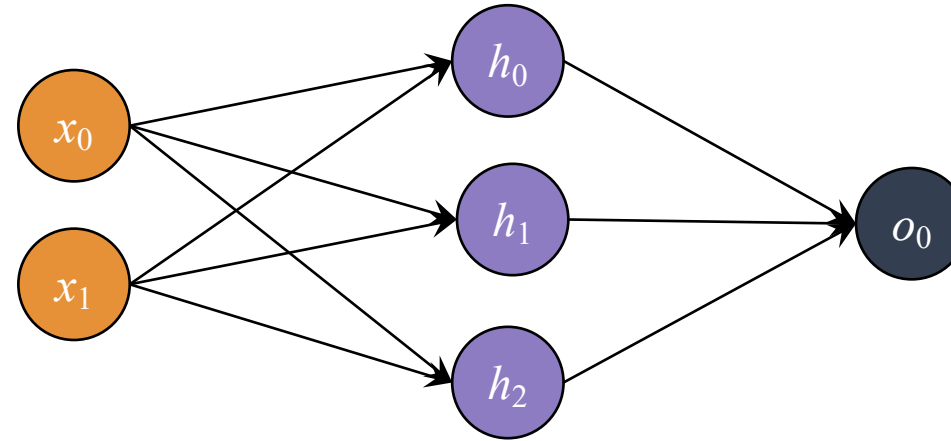


$$\ell(\underbrace{f(\mathbf{x}^{(i)}; \theta)}_{\text{Predicted}}, \underbrace{y^{(i)}}_{\text{Actual}})$$

# Total Loss

Input

[  
[-20, 45],  
[80, 0],  
[4, 15],  
[45, 60],  
]



Predicted

Actual

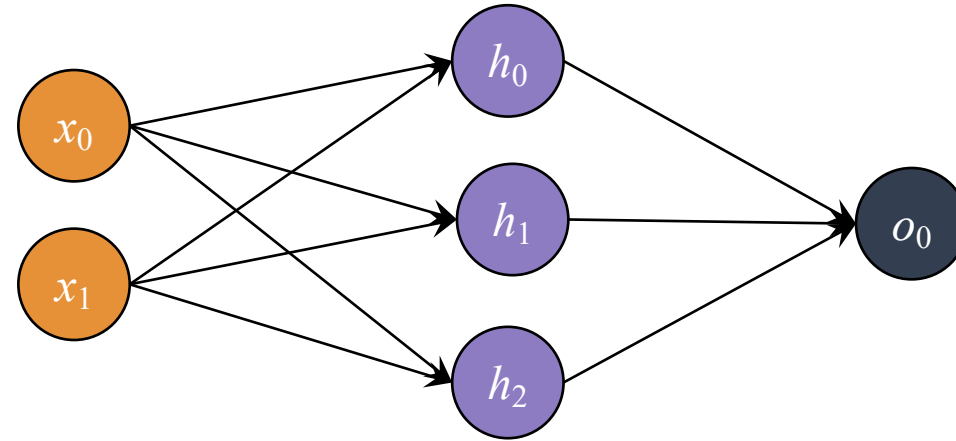
[	[
<b>0.05</b>	<b>1</b>
<b>0.02</b>	<b>0</b>
<b>0.96</b>	<b>1</b>
<b>0.35</b>	<b>1</b>
]	]

$$J(\theta) = \frac{1}{N} \sum_i \ell(\underbrace{f(\mathbf{x}^{(i)}; \theta)}_{\text{Predicted}}, \underbrace{y^{(i)}}_{\text{Actual}})$$

# Total Loss

Input

[  
[-20, 45],  
[80, 0],  
[4, 15],  
[45, 60],  
]



Predicted      Actual

[	[
<b>0.05</b>	<b>1</b>
<b>0.02</b>	<b>0</b>
<b>0.96</b>	<b>1</b>
<b>0.35</b>	<b>1</b>
]	]

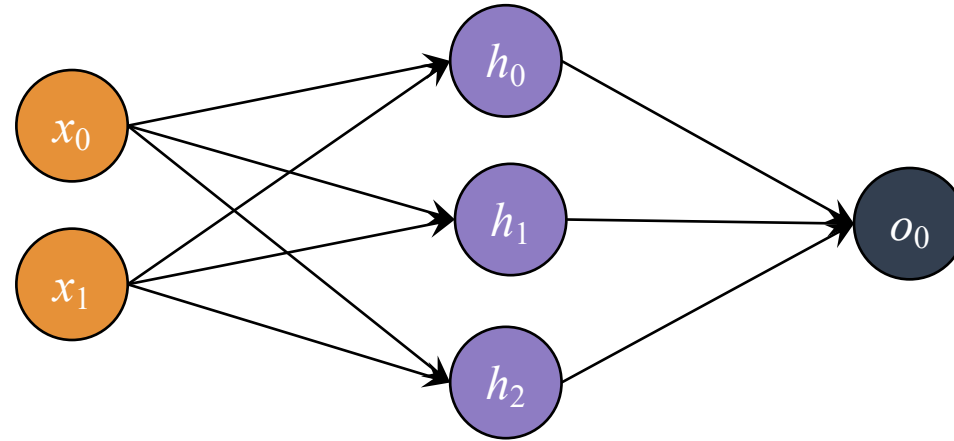
$$J(\theta) = \frac{1}{N} \sum_i \ell(\underbrace{f(\mathbf{x}^{(i)}; \theta)}_{\text{Predicted}}, \underbrace{y^{(i)}}_{\text{Actual}})$$



# Binary Cross Entropy Loss

Input

[  
[-20, 45],  
[80, 0],  
[4, 15],  
[45, 60],  
]



Predicted      Actual

[	[
<b>0.05</b>	<b>1</b>
<b>0.02</b>	<b>0</b>
<b>0.96</b>	<b>1</b>
<b>0.35</b>	<b>1</b>
]	]

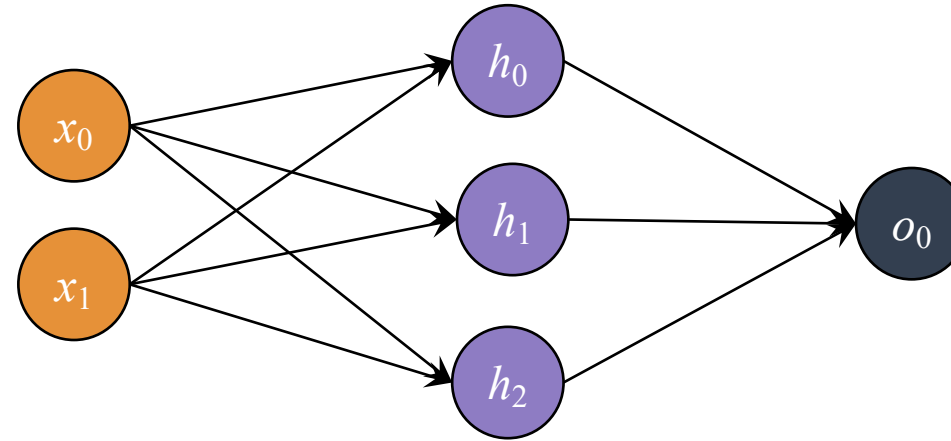
$$J_{\text{cross\_entropy}}(\theta) = \frac{1}{N} \sum_i y^{(i)} \log(f(\mathbf{x}^{(i)}; \theta)) + (1 - y^{(i)}) \log(1 - f(\mathbf{x}^{(i)}; \theta))$$

- For classification problems with a softmax output layer.
- Maximize log-probability of the correct class given an input

# Binary Cross Entropy Loss

Input

[  
[-20, 45],  
[80, 0],  
[4, 15],  
[45, 60],  
]



Predicted      Actual

[	[
<b>0.05</b>	<b>1</b>
<b>0.02</b>	<b>0</b>
<b>0.96</b>	<b>1</b>
<b>0.35</b>	<b>1</b>
]	]

$$J_{\text{MSE}}(\theta) = \frac{1}{N} \sum_i \left( f(\mathbf{x}^{(i)}; \theta) - y^{(i)} \right)^2$$

# Training Neural Networks

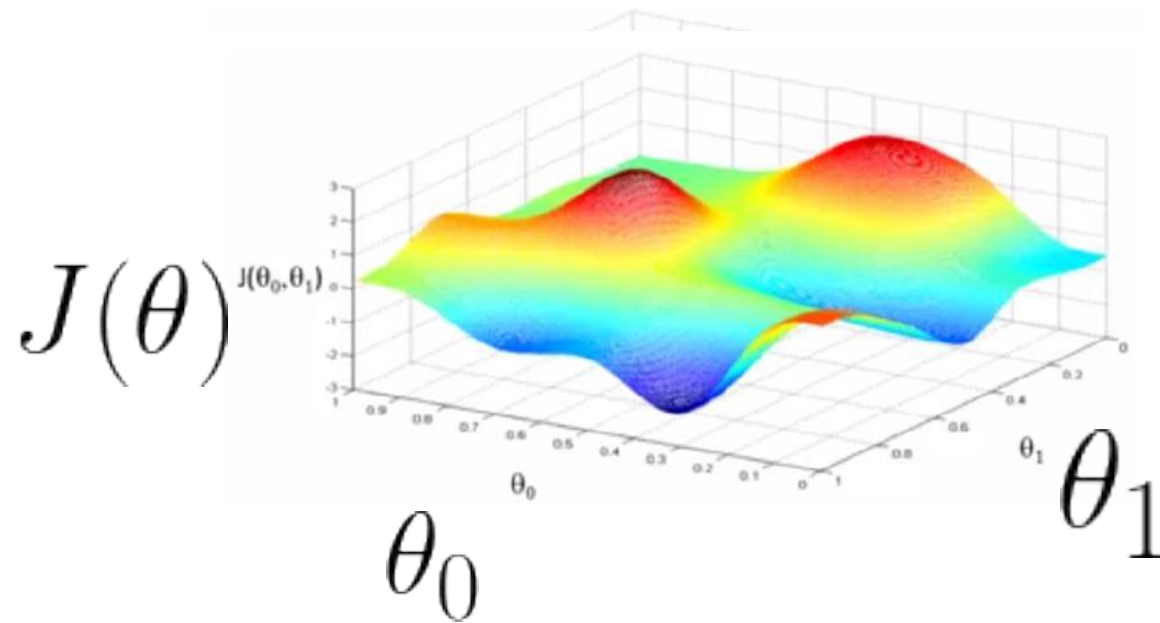
# Training

$$J(\theta) = \arg \min_{\theta} \frac{1}{T} \sum_t \underbrace{l(f(\mathbf{x}^{(t)}; \theta), y^{(t)})}_{\text{Loss function}} + \underbrace{\lambda \Omega(\theta)}_{\text{Regularizer}}$$

$\theta = W_1, W_2 \dots W_n$

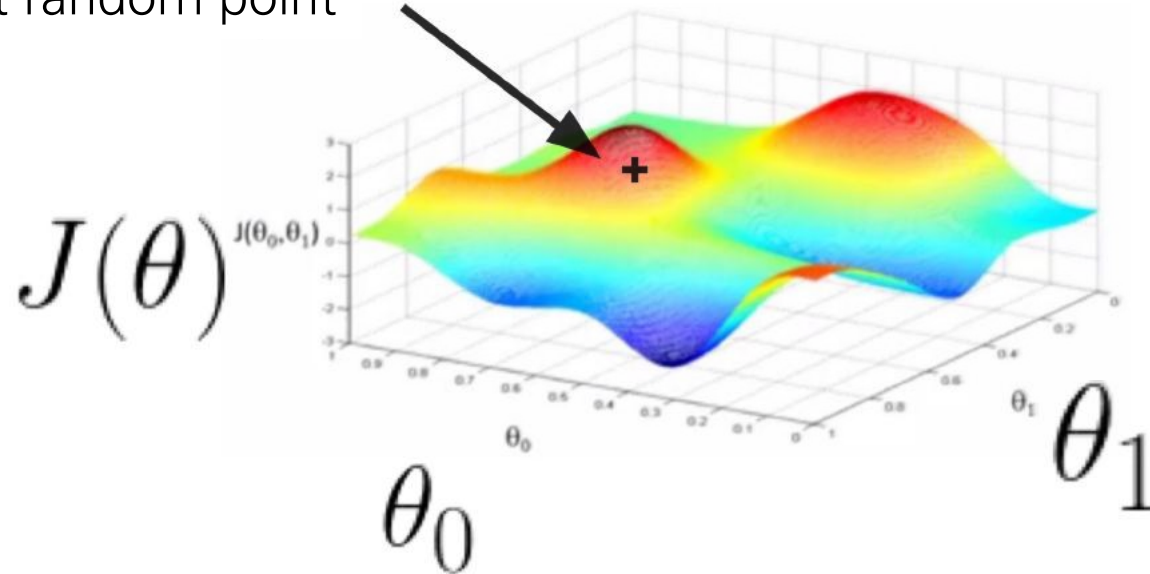
- Learning is cast as optimization.
  - For classification problems, we would like to minimize classification error
  - Loss function can sometimes be viewed as a surrogate for what we want to optimize (e.g. upper bound)

Loss is a **function** of the model's parameters



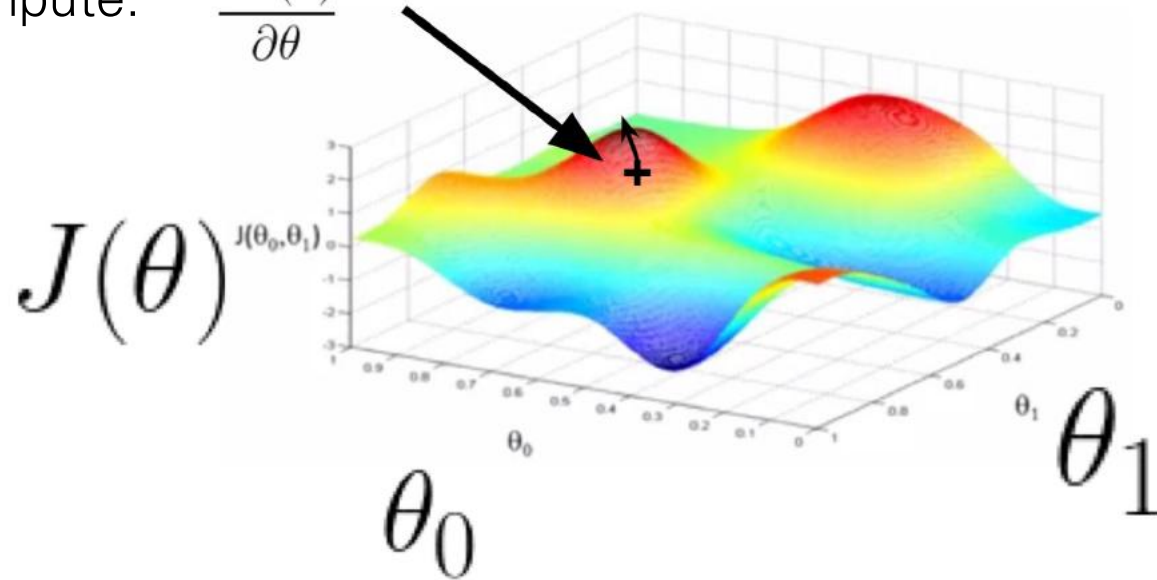
# How to minimize loss?

Start at random point



# How to minimize loss?

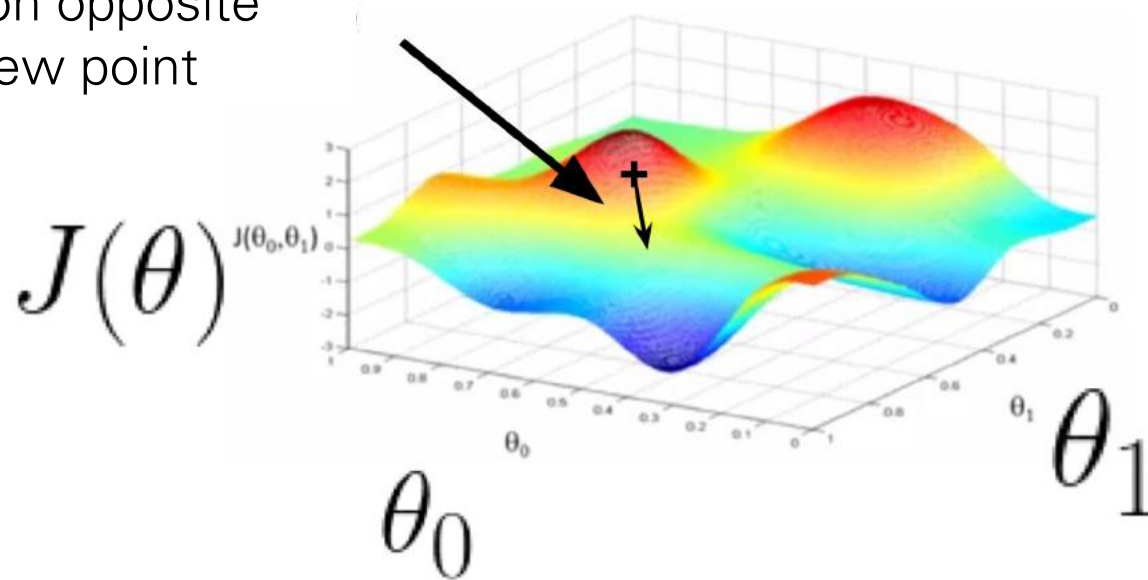
Compute:  $\frac{\partial J(\theta)}{\partial \theta}$





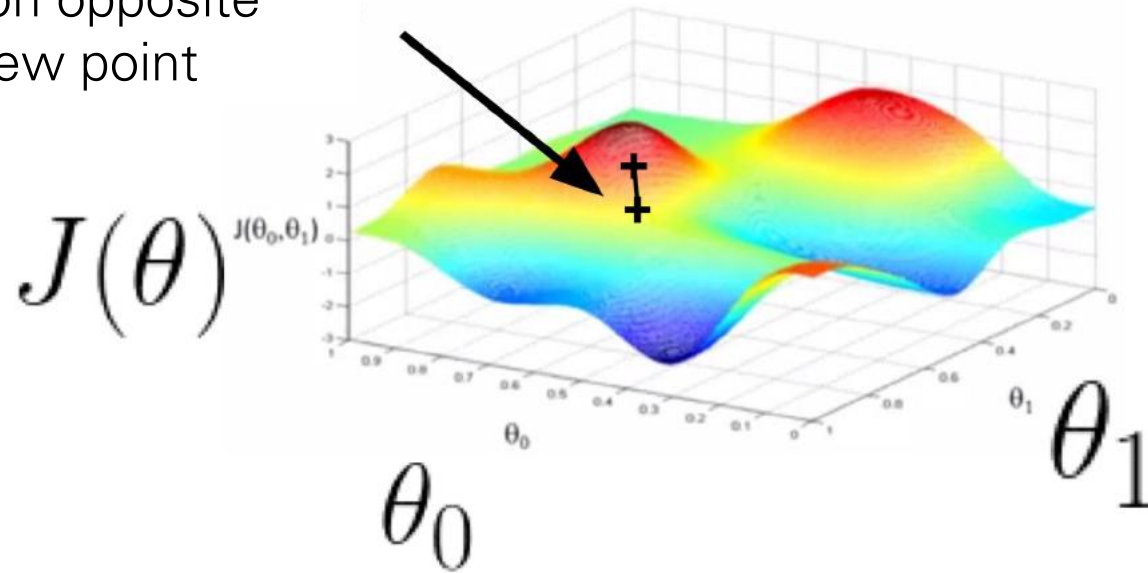
# How to minimize loss?

Move in direction opposite of gradient to new point



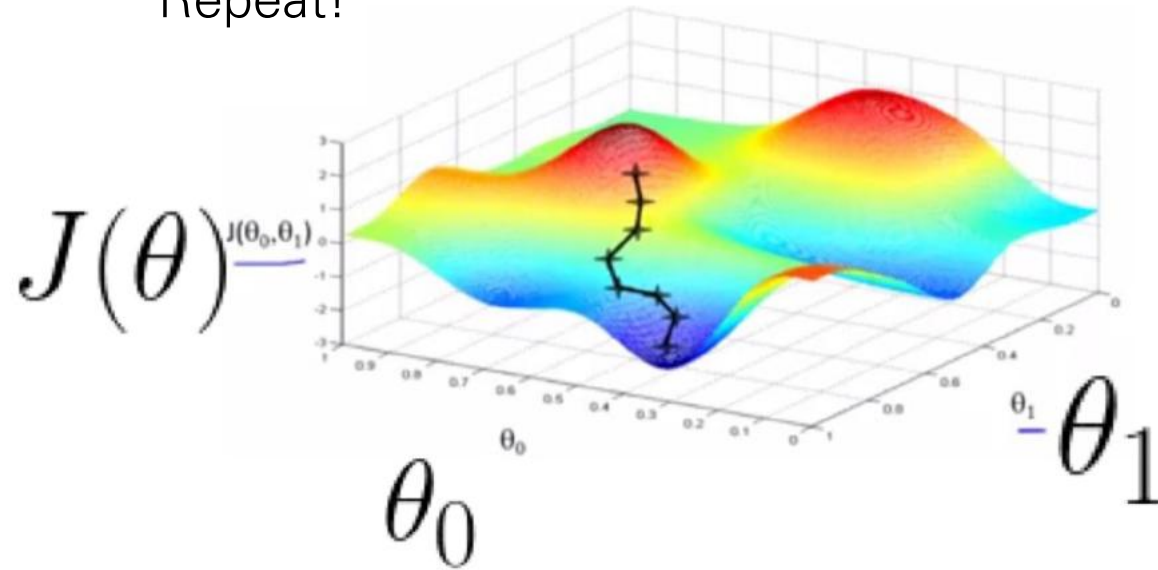
# How to minimize loss?

Move in direction opposite of gradient to new point



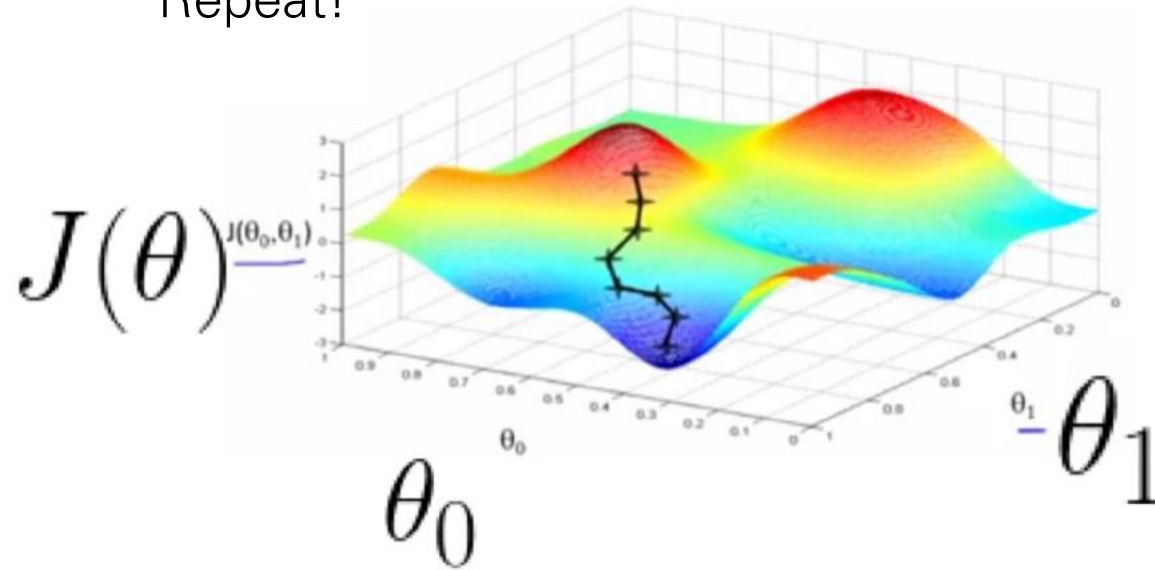
# How to minimize loss?

Repeat!



# This is called Stochastic Gradient Descent (SGD)

Repeat!



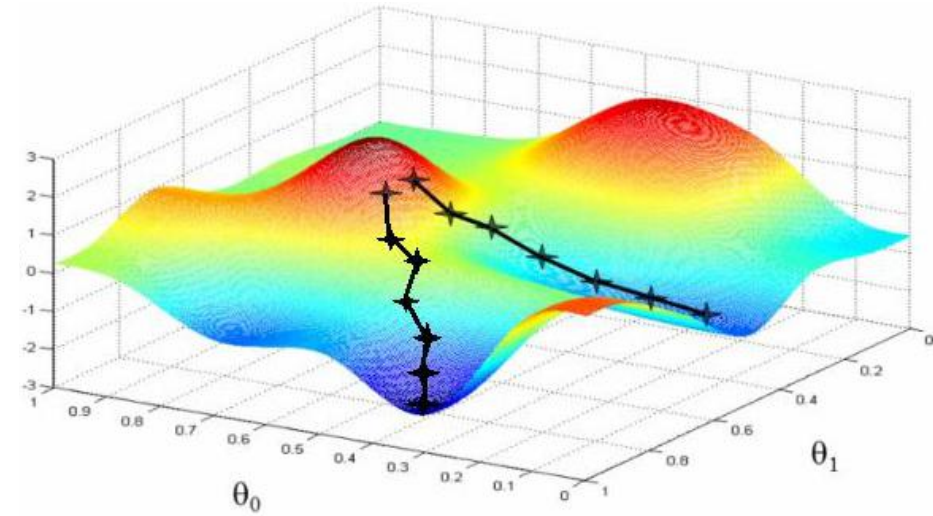
# Stochastic Gradient Descent (SGD)

- Initialize  $\theta$  randomly
- For N Epochs
  - For each training example  $(x, y)$ :

- Compute Loss Gradient:  $\frac{\partial J(\theta)}{\partial \theta}$

- Update  $\theta$  with update rule:

$$\theta := \theta - \eta \frac{\partial J(\theta)}{\partial \theta}$$



# Why is it **Stochastic** Gradient Descent?

- Initialize  $\theta$  randomly
- For N Epochs
  - For each training example  $(x, y)$ :

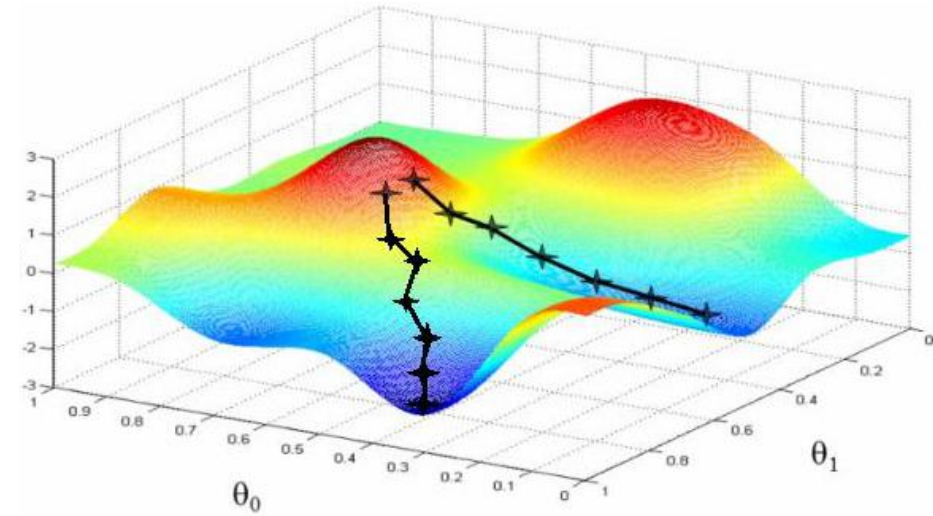
- Compute Loss Gradient:

$$\frac{\partial J(\theta)}{\partial \theta}$$

Only an estimate of true gradient!

- Update  $\theta$  with update rule:

$$\theta := \theta - \eta \frac{\partial J(\theta)}{\partial \theta}$$



# Why is it **Stochastic** Gradient Descent?

- Initialize  $\theta$  randomly
- For N Epochs
  - For each training batch  $\{(x_0, y_0), \dots, (x_B, y_B)\}$ :

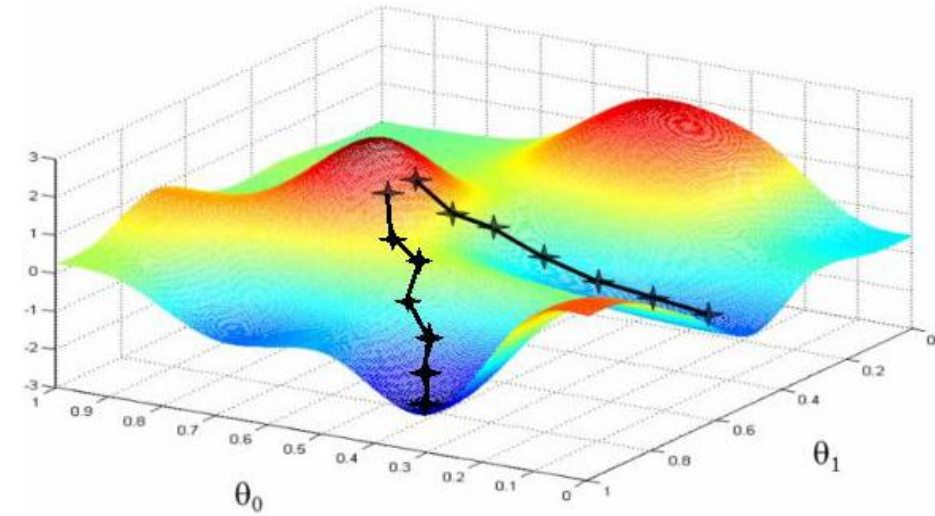
- Compute Loss Gradient:

$$\frac{\partial J(\theta)}{\partial \theta} = \frac{1}{B} \sum_i^B \frac{\partial J_i(\theta)}{\partial \theta}$$

More accurate  
estimate!

- Update  $\theta$  with update rule:

$$\theta := \theta - \eta \frac{\partial J(\theta)}{\partial \theta}$$



## Advantages:

- More accurate estimation of gradient
  - Smoother convergence
  - Allows for larger learning rates
- Minibatches lead to fast training!
  - Can parallelize computation + achieve significant speed increases on GPU's



# Stochastic Gradient Descent (SGD)

- Algorithm that performs updates after each example

—initialize  $\boldsymbol{\theta} \equiv \{\mathbf{W}^{(1)}, \mathbf{b}^{(1)}, \dots, \mathbf{W}^{(L+1)}, \mathbf{b}^{(L+1)}\}$

—for N iterations

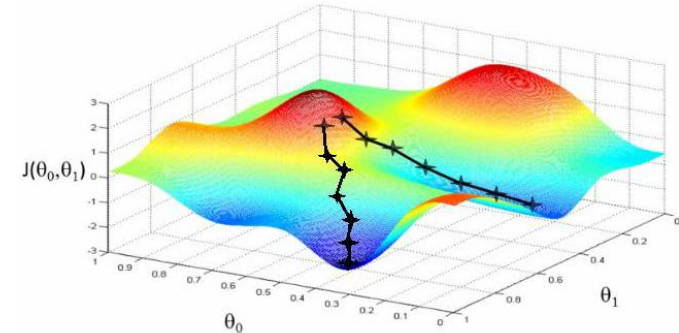
—for each training example  $(\mathbf{x}^{(t)}, y^{(t)})$  or batch

$$\Delta = -\nabla_{\boldsymbol{\theta}} l(f(\mathbf{x}^{(t)}; \boldsymbol{\theta}), y^{(t)}) - \lambda \nabla_{\boldsymbol{\theta}} \Omega(\boldsymbol{\theta})$$

$$\boldsymbol{\theta} \leftarrow \boldsymbol{\theta} + \alpha \Delta$$



Training epoch  
=  
Iteration over **all** examples



- To apply this algorithm to neural network training, we need:

—the loss function  $l(\mathbf{f}(\mathbf{x}^{(t)}; \boldsymbol{\theta}), y^{(t)})$

—a procedure to compute the parameter gradients:  $\nabla_{\boldsymbol{\theta}} l(\mathbf{f}(\mathbf{x}^{(t)}; \boldsymbol{\theta}), y^{(t)})$

—the regularizer  $\Omega(\boldsymbol{\theta})$  (and the gradient  $\nabla_{\boldsymbol{\theta}} \Omega(\boldsymbol{\theta})$ )

# Stochastic Gradient Descent (SGD)

- Algorithm that performs updates after each example

—initialize  $\boldsymbol{\theta} \equiv \{\mathbf{W}^{(1)}, \mathbf{b}^{(1)}, \dots, \mathbf{W}^{(L+1)}, \mathbf{b}^{(L+1)}\}$

—for N iterations

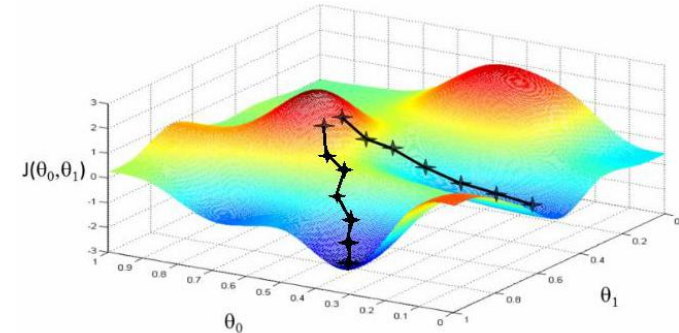
—for each training example  $(\mathbf{x}^{(t)}, y^{(t)})$  or batch

$$\Delta = -\nabla_{\boldsymbol{\theta}} l(f(\mathbf{x}^{(t)}; \boldsymbol{\theta}), y^{(t)}) - \lambda \nabla_{\boldsymbol{\theta}} \Omega(\boldsymbol{\theta})$$

$$\boldsymbol{\theta} \leftarrow \boldsymbol{\theta} + \alpha \Delta$$



Training epoch  
=  
Iteration over **all** examples



- To apply this algorithm to neural network training, we need:

—the loss function  $l(\mathbf{f}(\mathbf{x}^{(t)}; \boldsymbol{\theta}), y^{(t)})$

—a procedure to compute the parameter gradients:  $\nabla_{\boldsymbol{\theta}} l(\mathbf{f}(\mathbf{x}^{(t)}; \boldsymbol{\theta}), y^{(t)})$

—the regularizer  $\Omega(\boldsymbol{\theta})$  (and the gradient  $\nabla_{\boldsymbol{\theta}} \Omega(\boldsymbol{\theta})$ )

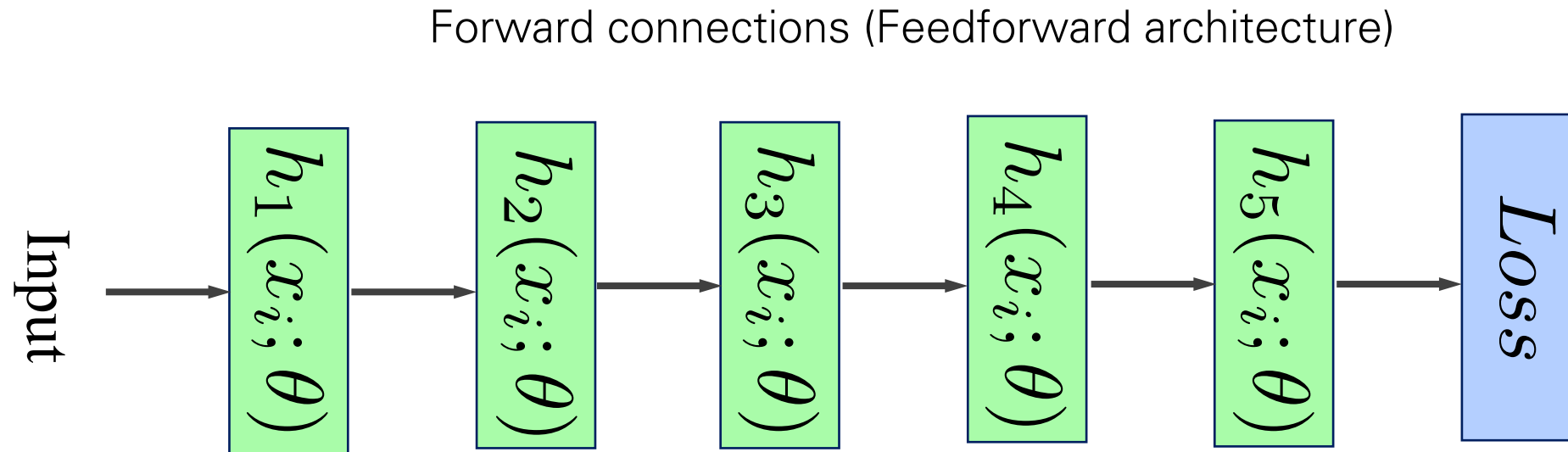
# What is a neural network again?

- A family of parametric, non-linear and hierarchical representation learning functions
- $a_L(x; \theta_1, \dots, \theta_L) = h_L(h_{L-1}(\dots h_1(x, \theta_1), \theta_{L-1}), \theta_L)$ 
  - $x$ : input,  $\theta_l$ : parameters for layer  $l$ ,  $a_l = h_l(x, \theta_l)$ : (non-)linear function
- Given training corpus  $\{X, Y\}$  find optimal parameters

$$\theta^* \leftarrow \arg \min_{\theta} \sum_{(x,y) \in (X,Y)} \ell(y, a_L(x; \theta_1, \dots, \theta_L))$$

# Neural network models

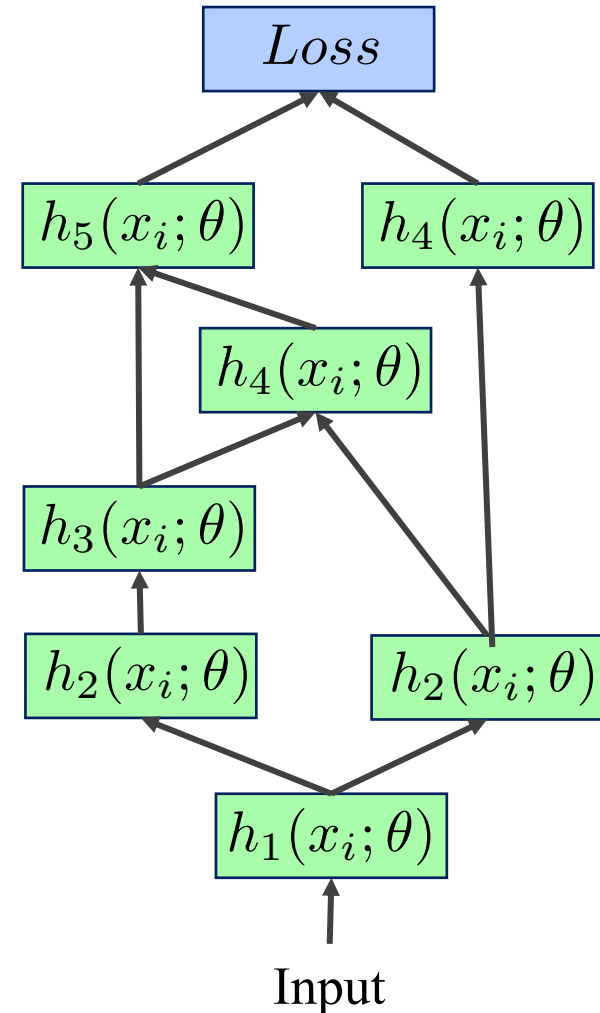
- A neural network model is a series of hierarchically connected functions
- The hierarchy can be very, very complex



# Neural network models

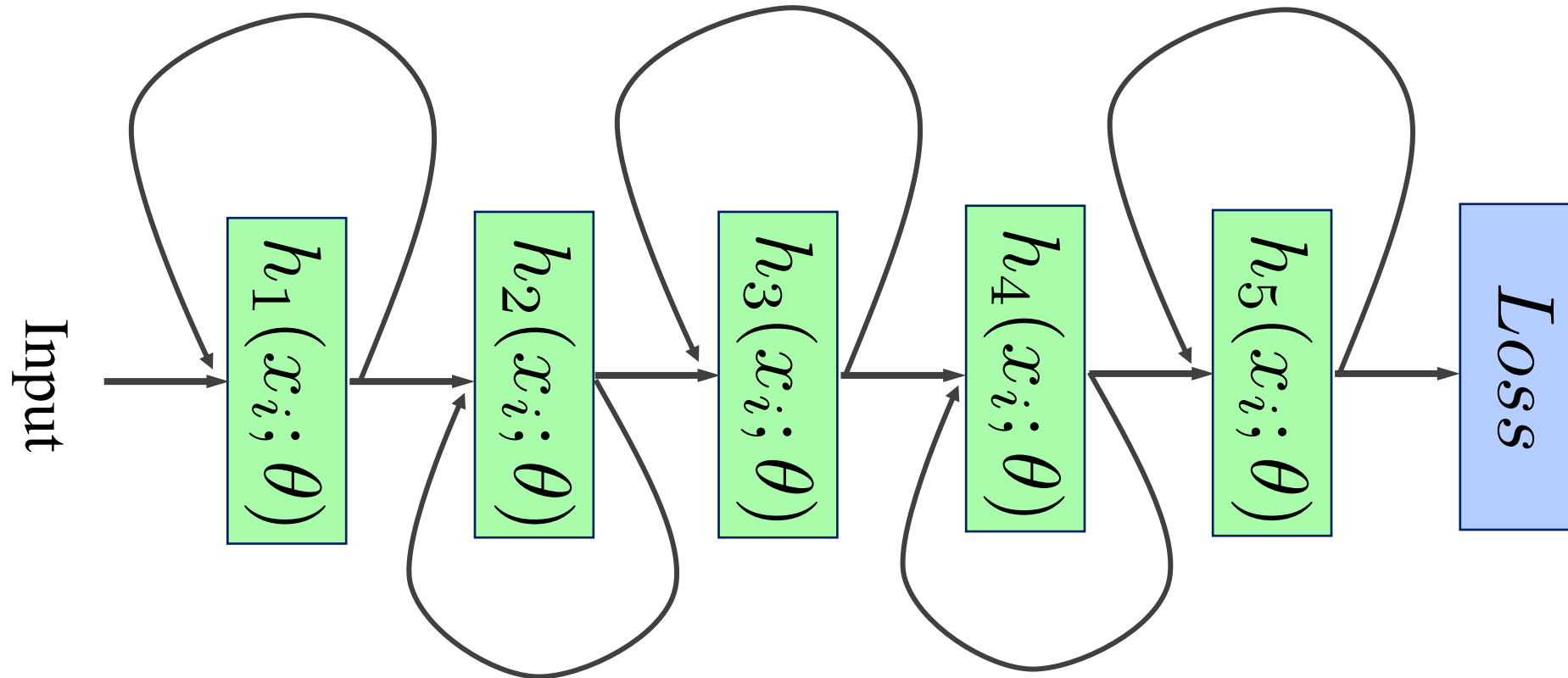
- A neural network model is a series of hierarchically connected functions
- The hierarchy can be very, very complex

Interweaved connections  
(Directed Acyclic Graph  
architecture – DAGNN)



# Neural network models

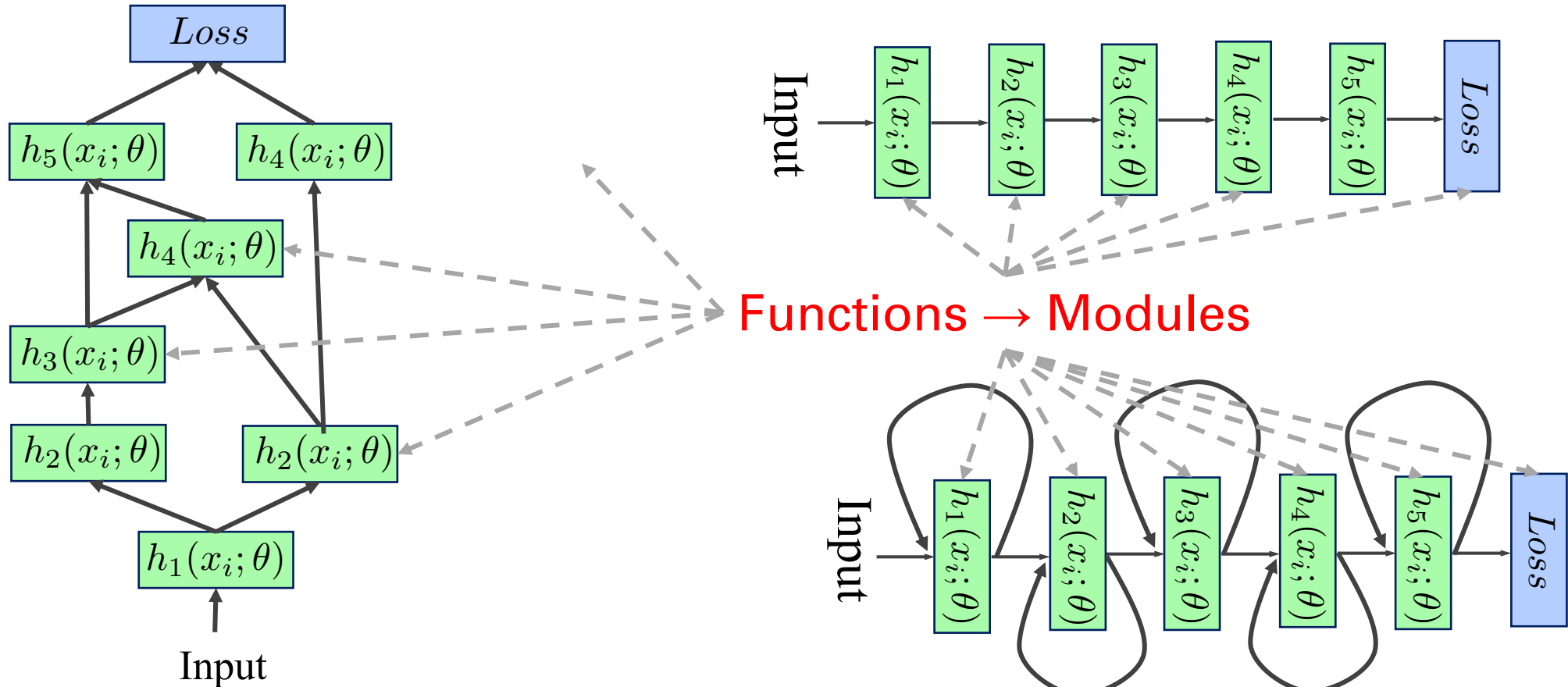
- A neural network model is a series of hierarchically connected functions
- The hierarchy can be very, very complex



Loopy connections (Recurrent architecture, special care needed)

# Neural network models

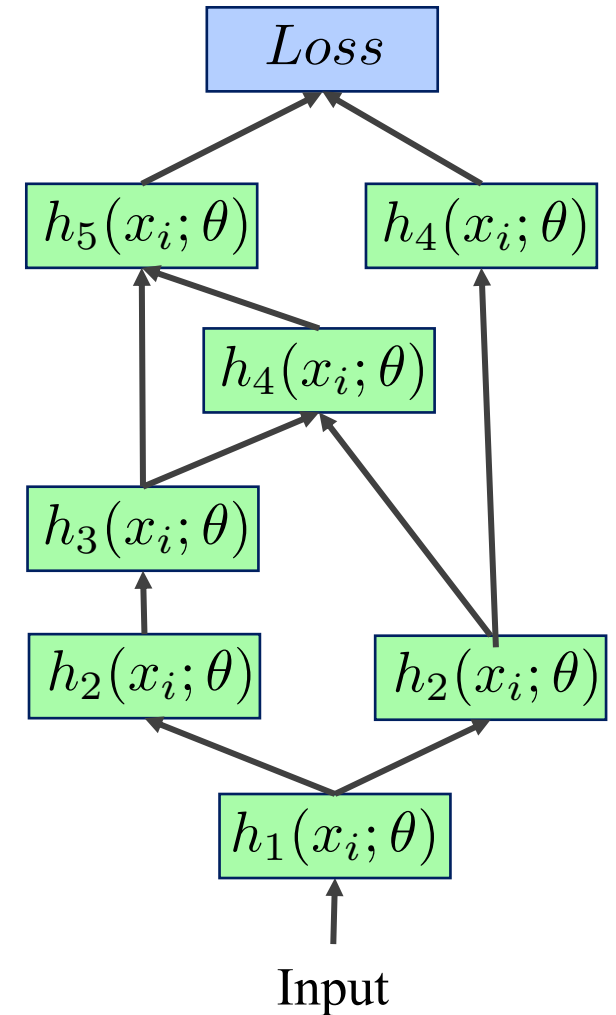
- A neural network model is a series of hierarchically connected functions
- The hierarchy can be very, very complex





# What is a module

- A module is a building block for our network
- Each module is an object/function  $a = h(x; \theta)$  that
  - Contains trainable parameters ( $\theta$ )
  - Receives as an argument an input  $x$
  - And returns an output  $a$  based on the activation function  $h(\dots)$
- The activation function should be (at least) first order differentiable (almost) everywhere
- For easier/more efficient backpropagation
  - store module input
    - easy to get module output fast
    - easy to compute derivatives



# Anything goes or do special constraints exist?

- A neural network is a composition of modules (building blocks)
- Any architecture works
- If the architecture is a feedforward cascade, no special care
- If acyclic, there is right order of computing the forward computations
- If there are loops, these form **recurrent** connections (revisited later)

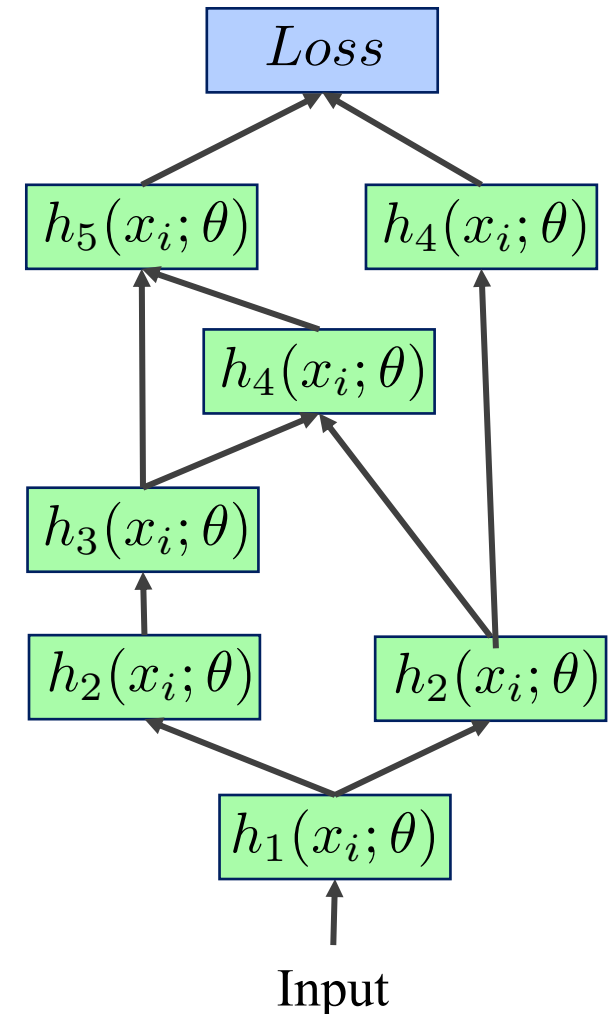


# What is a module

- Simply compute the activation of each module in the network

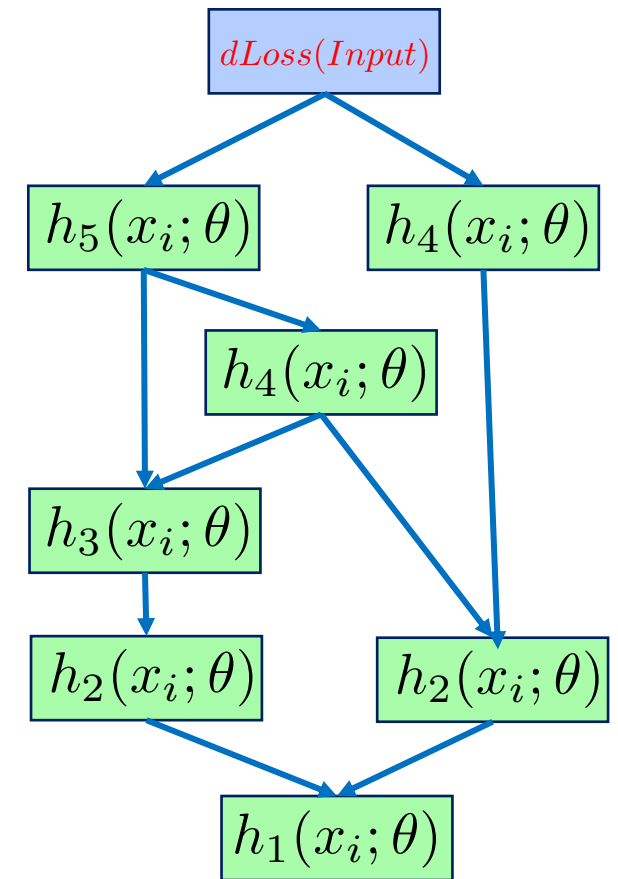
$$a_l = h_l(x_l; \theta) \text{ where } a_l = x_{l+1} \text{ or } x_l = a_{l-1}$$

- We need to know the precise function behind each module  $h_l(\dots)$
- Recursive operations
  - One module's output is another's input
- Steps
  - Visit modules one by one starting from the data input
  - Some modules might have several inputs from multiple modules
- Compute modules activations **with the right order**
  - Make sure all the inputs computed at the right time



# What is a module

- Simply compute the gradients of each module for our data
  - We need to know the gradient formulation of each module  $\partial h_l(x_i; \theta_l)$  w.r.t. their inputs  $x_l$  and parameters  $\theta_l$
- We need the **forward computations first**
  - Their result is the sum of losses for our input data
- Then take the reverse network (reverse connections) and traverse it backwards
- Instead of using the activation functions, we use their gradients
- The whole process can be described very neatly and concisely with the **backpropagation algorithm**



# Again, what is a neural network again?

- $a_L(x; \theta_1, \dots, \theta_L) = h_L(h_{L-1}(\dots h_1(x, \theta_1), \theta_{L-1}), \theta_L)$ 
  - $x$ : input,  $\theta_l$ : parameters for layer  $l$ ,  $a_l = h_l(x, \theta_l)$ : (non-)linear function

- Given training corpus  $\{X, Y\}$  find optimal parameters

$$\theta^* \leftarrow \arg \min_{\theta} \sum_{(x,y) \in (X,Y)} \ell(y, a_L(x; \theta_1, \dots, \theta_L))$$

- To use any gradient descent based optimization  $\left( \theta^{t+1} = \theta^t - \eta_t \frac{\partial \mathcal{L}}{\partial \theta^t} \right)$   
we need the gradients

$$\frac{\partial \mathcal{L}}{\partial \theta_l}, l = 1, \dots, L$$

- How to compute the gradients for such a complicated function enclosing other functions, like  $a_L(\dots)$ ?

# Again, what is a neural network again?

- $a_L(x; \theta_1, \dots, \theta_L) = h_L(h_{L-1}(\dots h_1(x, \theta_1), \theta_{L-1}), \theta_L)$ 
  - $x$ : input,  $\theta_l$ : parameters for layer  $l$ ,  $a_l = h_l(x, \theta_l)$ : (non-)linear function

- Given training corpus  $\{X, Y\}$  find optimal parameters

$$\theta^* \leftarrow \arg \min_{\theta} \sum_{(x,y) \in (X,Y)} \ell(y, a_L(x; \theta_1, \dots, \theta_L))$$

- To use any gradient descent based optimization  $\left( \theta^{t+1} = \theta^t - \eta_t \frac{\partial \mathcal{L}}{\partial \theta^t} \right)$   
we need the gradients

$$\frac{\partial \mathcal{L}}{\partial \theta_l}, l = 1, \dots, L$$

- How to compute the gradients for such a complicated function enclosing other functions, like  $a_L(\dots)$ ?

# How do we compute gradients?

- Numerical Differentiation
- Symbolic Differentiation
- Automatic Differentiation (AutoDiff)



# Numerical Differentiation

$\mathbf{1}_i$  - Vector of all zeros, except for one 1 in i-th location

- We can approximate the gradient numerically, using:

$$\frac{\partial f(\mathbf{x})}{\partial x_i} \approx \lim_{h \rightarrow 0} \frac{f(\mathbf{x} + h\mathbf{1}_i) - f(\mathbf{x})}{h}$$

# Numerical Differentiation

$\mathbf{1}_i$  - Vector of all zeros, except for one 1 in i-th location

- We can approximate the gradient numerically, using:

$$\frac{\partial f(\mathbf{x})}{\partial x_i} \approx \lim_{h \rightarrow 0} \frac{f(\mathbf{x} + h\mathbf{1}_i) - f(\mathbf{x})}{h}$$

- Even better, we can use central differencing:

$$\frac{\partial f(\mathbf{x})}{\partial x_i} \approx \lim_{h \rightarrow 0} \frac{f(\mathbf{x} + h\mathbf{1}_i) - f(\mathbf{x} - h\mathbf{1}_i)}{2h}$$

# Numerical Differentiation

$\mathbf{1}_i$  - Vector of all zeros, except for one 1 in  $i$ -th location

- We can approximate the gradient numerically, using:

$$\frac{\partial f(\mathbf{x})}{\partial x_i} \approx \lim_{h \rightarrow 0} \frac{f(\mathbf{x} + h\mathbf{1}_i) - f(\mathbf{x})}{h}$$

- Even better, we can use central differencing:

$$\frac{\partial f(\mathbf{x})}{\partial x_i} \approx \lim_{h \rightarrow 0} \frac{f(\mathbf{x} + h\mathbf{1}_i) - f(\mathbf{x} - h\mathbf{1}_i)}{2h}$$

- However, both of these suffer from rounding errors and are not good enough for learning (they are very good tools for checking the correctness of implementation though, e.g., use  $h = 0.000001$ ).

# Numerical Differentiation

$\mathbf{1}_i$  - Vector of all zeros, except for one 1 in i-th location

$\mathbf{1}_{ij}$  - Matrix of all zeros, except for one 1 in (i,j)-th location

- We can approximate the gradient numerically, using:

$$\frac{\partial \mathcal{L}(\mathbf{W}, \mathbf{b})}{\partial w_{ij}} \approx \lim_{h \rightarrow 0} \frac{\mathcal{L}(\mathbf{W} + h\mathbf{1}_{ij}, \mathbf{b}) - \mathcal{L}(\mathbf{W}, \mathbf{b})}{h}$$

$$\frac{\partial \mathcal{L}(\mathbf{W}, \mathbf{b})}{\partial b_j} \approx \lim_{h \rightarrow 0} \frac{\mathcal{L}(\mathbf{W}, \mathbf{b} + h\mathbf{1}_j) - \mathcal{L}(\mathbf{W}, \mathbf{b})}{h}$$

- Even better, we can use central differencing:

$$\frac{\partial \mathcal{L}(\mathbf{W}, \mathbf{b})}{\partial w_{ij}} \approx \lim_{h \rightarrow 0} \frac{\mathcal{L}(\mathbf{W} + h\mathbf{1}_{ij}, \mathbf{b}) - \mathcal{L}(\mathbf{W} - h\mathbf{1}_{ij}, \mathbf{b})}{2h}$$

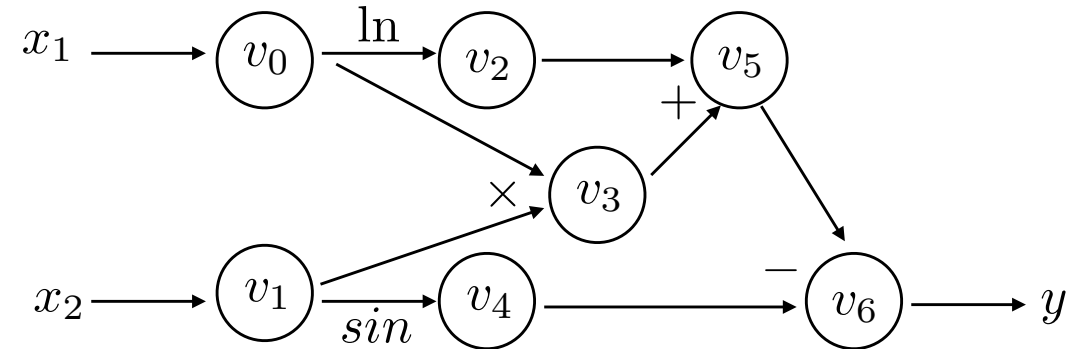
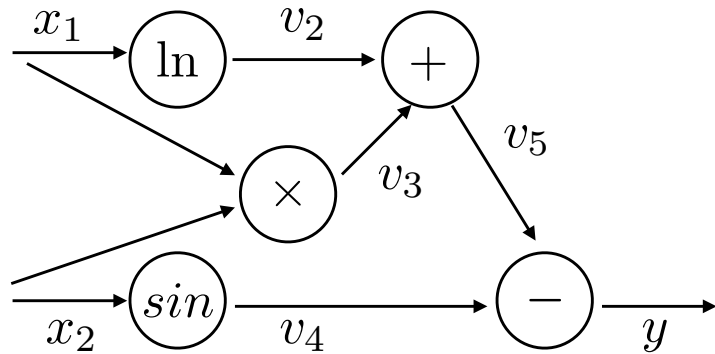
$$\frac{\partial \mathcal{L}(\mathbf{W}, \mathbf{b})}{\partial b_j} \approx \lim_{h \rightarrow 0} \frac{\mathcal{L}(\mathbf{W}, \mathbf{b} + h\mathbf{1}_j) - \mathcal{L}(\mathbf{W}, \mathbf{b} - h\mathbf{1}_j)}{2h}$$

- However, both of these suffer from rounding errors and are not good enough for learning (they are very good tools for checking the correctness of implementation though, e.g., use  $h = 0.000001$ ).

$$y = f(x_1, x_2) = \ln(x_1) + x_1x_2 - \sin(x_2)$$

# Symbolic Differentiation

- Input function is represented as **computational graph** (a symbolic tree)



- Implements differentiation rules for composite functions:

## Sum Rule

$$\frac{d(f(x) + g(x))}{dx} = \frac{df(x)}{dx} + \frac{dg(x)}{dx}$$

## Product Rule

$$\frac{d(f(x) \cdot g(x))}{dx} = \frac{df(x)}{dx}g(x) + f(x)\frac{dg(x)}{dx}$$

## Chain Rule

$$\frac{d(f(g(x)))}{dx} = \frac{df(g(x))}{dx} \cdot \frac{dg(x)}{dx}$$

**Problem:** For complex functions, expressions can be exponentially large; also difficult to deal with piece-wise functions (creates many symbolic cases)

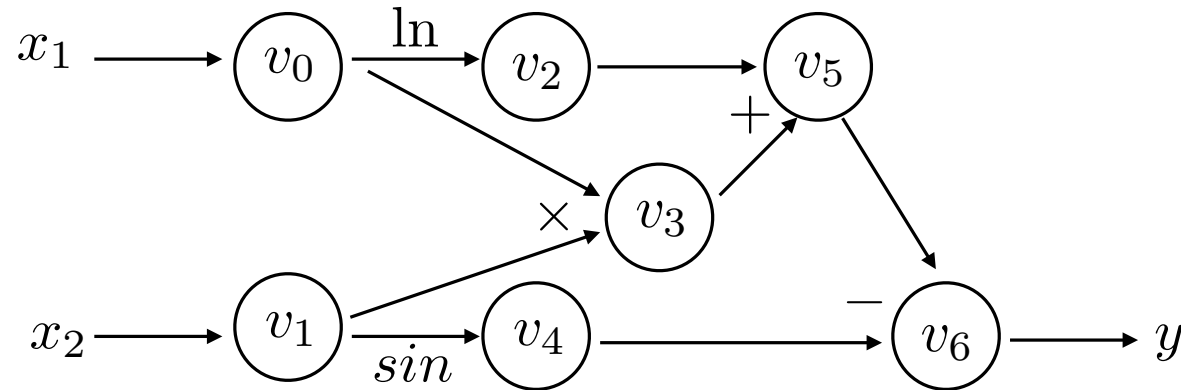
# Automatic Differentiation (AutoDiff)

- **Intuition:** Interleave symbolic differentiation and simplification
- **Key Idea:** Apply symbolic differentiation at the elementary operation level, evaluate and keep intermediate results

Success of **deep learning** owes A LOT to success of AutoDiff algorithms  
(also to advances in parallel architectures, and large datasets, ...)

# Automatic Differentiation (AutoDiff)

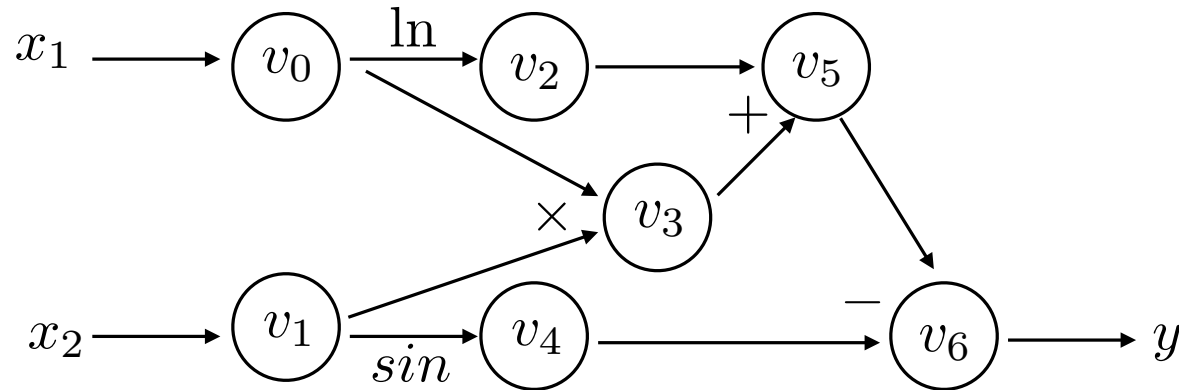
$$y = f(x_1, x_2) = \ln(x_1) + x_1x_2 - \sin(x_2)$$



- Each **node** is an input, intermediate, or output variable
- **Computational graph** (a DAG) with variable ordering from topological sort.

# Automatic Differentiation (AutoDiff)

$$y = f(x_1, x_2) = \ln(x_1) + x_1x_2 - \sin(x_2)$$



Computational graph is governed by these equations:

$$v_0 = x_1$$

$$v_1 = x_2$$

$$v_2 = \ln(v_0)$$

$$v_3 = v_0 \cdot v_1$$

$$v_4 = \sin(v_1)$$

$$v_5 = v_2 + v_3$$

$$v_6 = v_5 - v_4$$

$$y = v_6$$

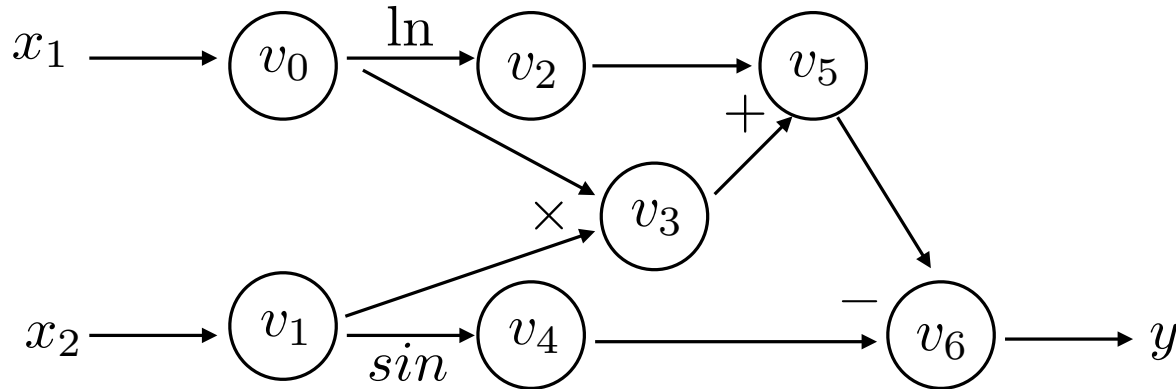
- Each **node** is an input, intermediate, or output variable
- **Computational graph** (a DAG) with variable ordering from topological sort.



# Automatic Differentiation (AutoDiff)

$$y = f(x_1, x_2) = \ln(x_1) + x_1x_2 - \sin(x_2)$$

Let's see how we can **evaluate a function** using computational graph (DNN inferences)



Computational graph is governed by these equations:

$$v_0 = x_1$$

$$v_1 = x_2$$

$$v_2 = \ln(v_0)$$

$$v_3 = v_0 \cdot v_1$$

$$v_4 = \sin(v_1)$$

$$v_5 = v_2 + v_3$$

$$v_6 = v_5 - v_4$$

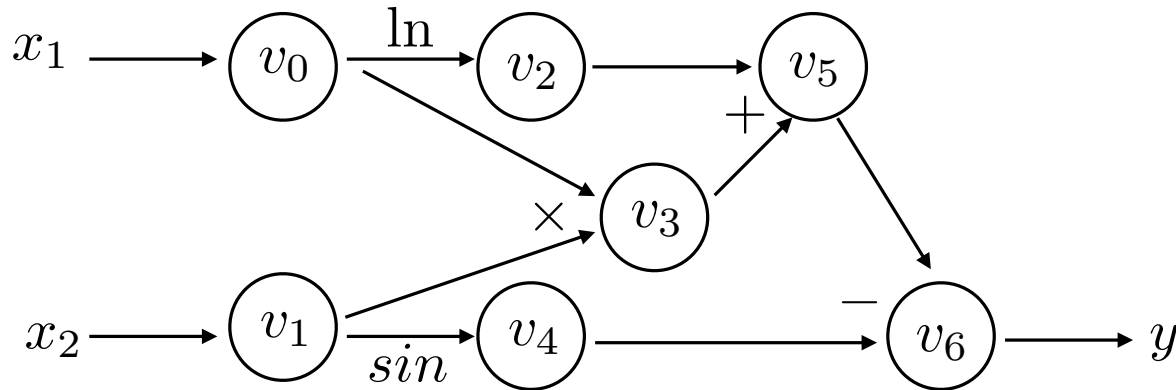
$$y = v_6$$

- Each **node** is an input, intermediate, or output variable
- **Computational graph** (a DAG) with variable ordering from topological sort.

# Automatic Differentiation (AutoDiff)

$$y = f(x_1, x_2) = \ln(x_1) + x_1x_2 - \sin(x_2)$$

Let's see how we can **evaluate a function** using computational graph (DNN inferences)



- Each **node** is an input, intermediate, or output variable
- **Computational graph** (a DAG) with variable ordering from topological sort.

## Forward Evaluation

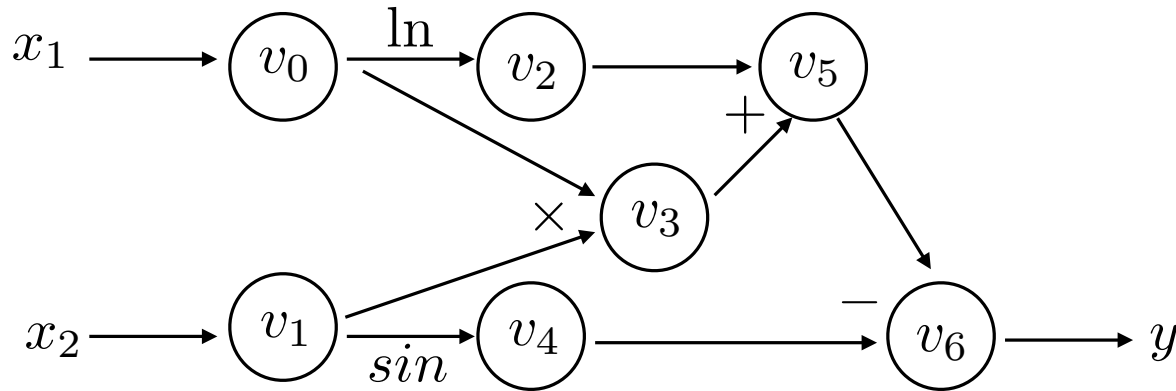
Trace:

	$f(2, 5)$
$v_0 = x_1$	
$v_1 = x_2$	
$v_2 = \ln(v_0)$	
$v_3 = v_0 \cdot v_1$	
$v_4 = \sin(v_1)$	
$v_5 = v_2 + v_3$	
$v_6 = v_5 - v_4$	
$y = v_6$	

# Automatic Differentiation (AutoDiff)

$$y = f(x_1, x_2) = \ln(x_1) + x_1x_2 - \sin(x_2)$$

Let's see how we can **evaluate a function** using computational graph (DNN inferences)



- Each **node** is an input, intermediate, or output variable
- **Computational graph** (a DAG) with variable ordering from topological sort.

## Forward Evaluation

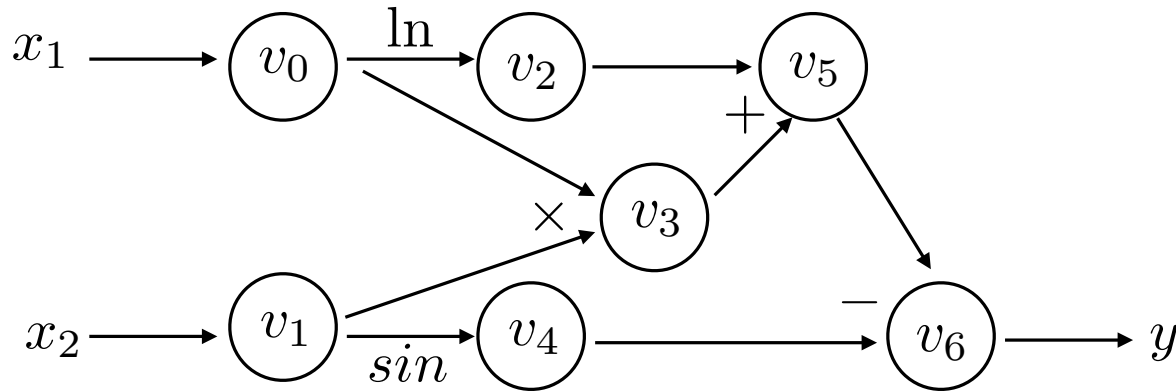
Trace:

	$f(2, 5)$
$v_0 = x_1$	2
$v_1 = x_2$	
$v_2 = \ln(v_0)$	
$v_3 = v_0 \cdot v_1$	
$v_4 = \sin(v_1)$	
$v_5 = v_2 + v_3$	
$v_6 = v_5 - v_4$	
$y = v_6$	

# Automatic Differentiation (AutoDiff)

$$y = f(x_1, x_2) = \ln(x_1) + x_1x_2 - \sin(x_2)$$

Let's see how we can **evaluate a function** using computational graph (DNN inferences)



- Each **node** is an input, intermediate, or output variable
- **Computational graph** (a DAG) with variable ordering from topological sort.

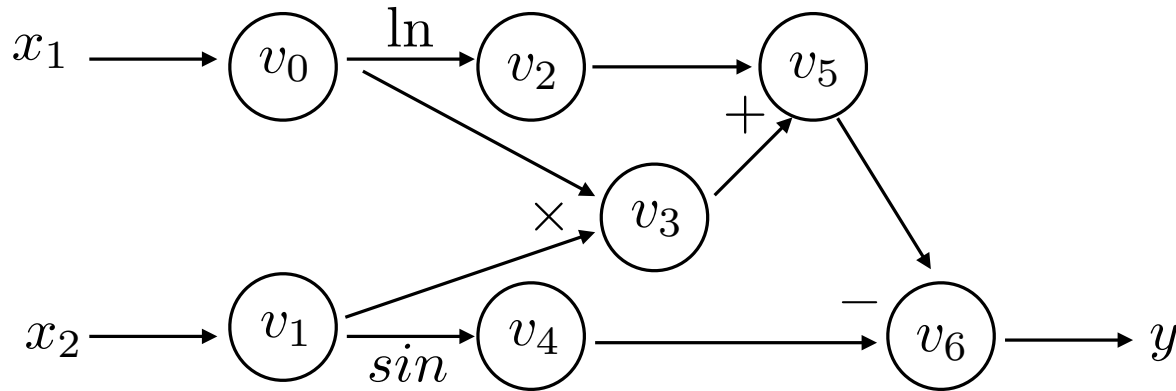
## Forward Evaluation

Trace:	$f(2, 5)$
$v_0 = x_1$	2
$v_1 = x_2$	5
$v_2 = \ln(v_0)$	
$v_3 = v_0 \cdot v_1$	
$v_4 = \sin(v_1)$	
$v_5 = v_2 + v_3$	
$v_6 = v_5 - v_4$	
$y = v_6$	

# Automatic Differentiation (AutoDiff)

$$y = f(x_1, x_2) = \ln(x_1) + x_1x_2 - \sin(x_2)$$

Let's see how we can **evaluate a function** using computational graph (DNN inferences)



- Each **node** is an input, intermediate, or output variable
- **Computational graph** (a DAG) with variable ordering from topological sort.

## Forward Evaluation

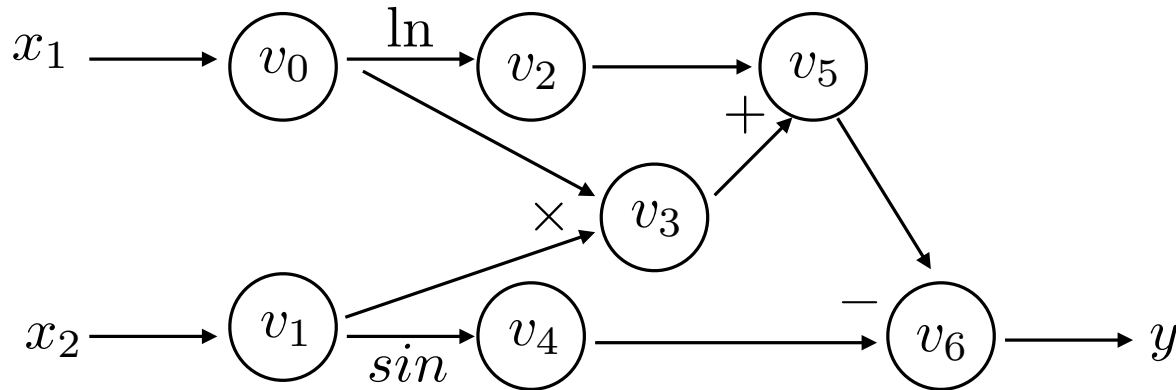
Trace:

	$f(2, 5)$
$v_0 = x_1$	2
$v_1 = x_2$	5
$v_2 = \ln(v_0)$	$\ln(2) = 0.693$
$v_3 = v_0 \cdot v_1$	
$v_4 = \sin(v_1)$	
$v_5 = v_2 + v_3$	
$v_6 = v_5 - v_4$	
$y = v_6$	

# Automatic Differentiation (AutoDiff)

$$y = f(x_1, x_2) = \ln(x_1) + x_1x_2 - \sin(x_2)$$

Let's see how we can **evaluate a function** using computational graph (DNN inferences)



- Each **node** is an input, intermediate, or output variable
- **Computational graph** (a DAG) with variable ordering from topological sort.

## Forward Evaluation

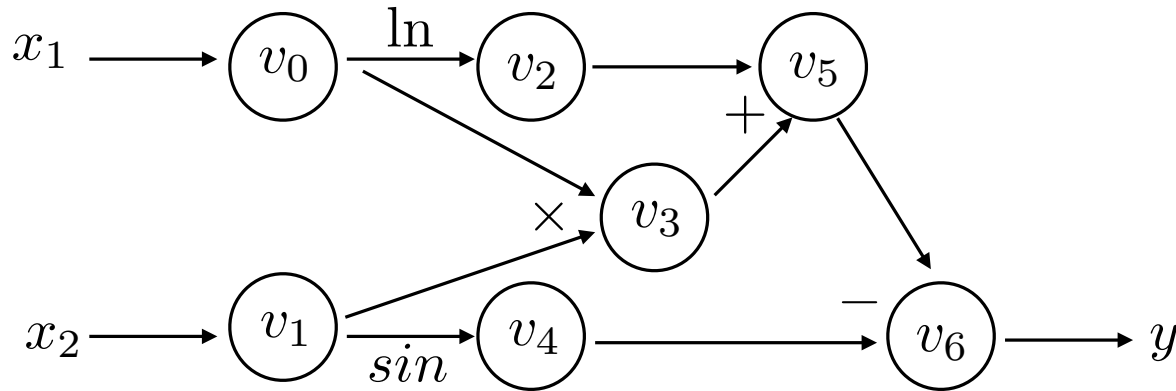
Trace:

	$f(2, 5)$
$v_0 = x_1$	2
$v_1 = x_2$	5
$v_2 = \ln(v_0)$	$\ln(2) = 0.693$
$v_3 = v_0 \cdot v_1$	$2 \times 5 = 10$
$v_4 = \sin(v_1)$	
$v_5 = v_2 + v_3$	
$v_6 = v_5 - v_4$	
$y = v_6$	

# Automatic Differentiation (AutoDiff)

$$y = f(x_1, x_2) = \ln(x_1) + x_1x_2 - \sin(x_2)$$

Let's see how we can **evaluate a function** using computational graph (DNN inferences)



- Each **node** is an input, intermediate, or output variable
- **Computational graph** (a DAG) with variable ordering from topological sort.

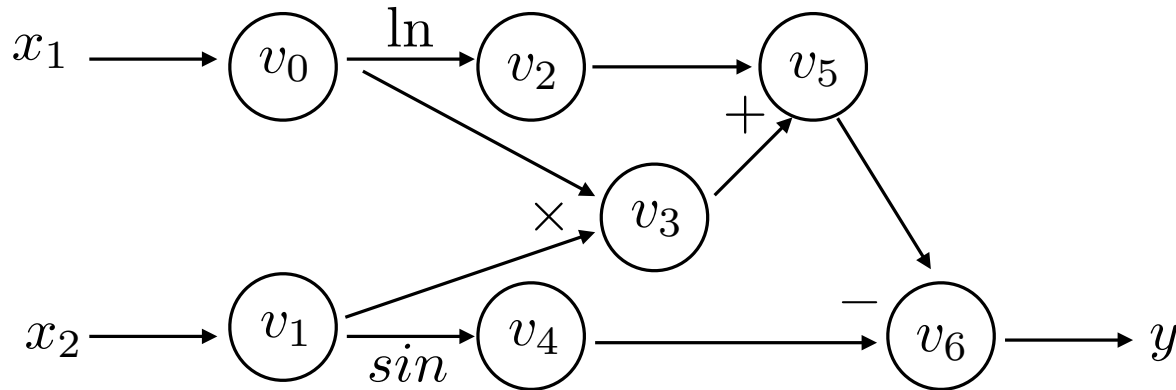
## Forward Evaluation

Trace:	$f(2, 5)$
$v_0 = x_1$	2
$v_1 = x_2$	5
$v_2 = \ln(v_0)$	$\ln(2) = 0.693$
$v_3 = v_0 \cdot v_1$	$2 \times 5 = 10$
$v_4 = \sin(v_1)$	$\sin(5) = -0.959$
$v_5 = v_2 + v_3$	
$v_6 = v_5 - v_4$	
$y = v_6$	

# Automatic Differentiation (AutoDiff)

$$y = f(x_1, x_2) = \ln(x_1) + x_1x_2 - \sin(x_2)$$

Let's see how we can **evaluate a function** using computational graph (DNN inferences)



- Each **node** is an input, intermediate, or output variable
- **Computational graph** (a DAG) with variable ordering from topological sort.

## Forward Evaluation

Trace:

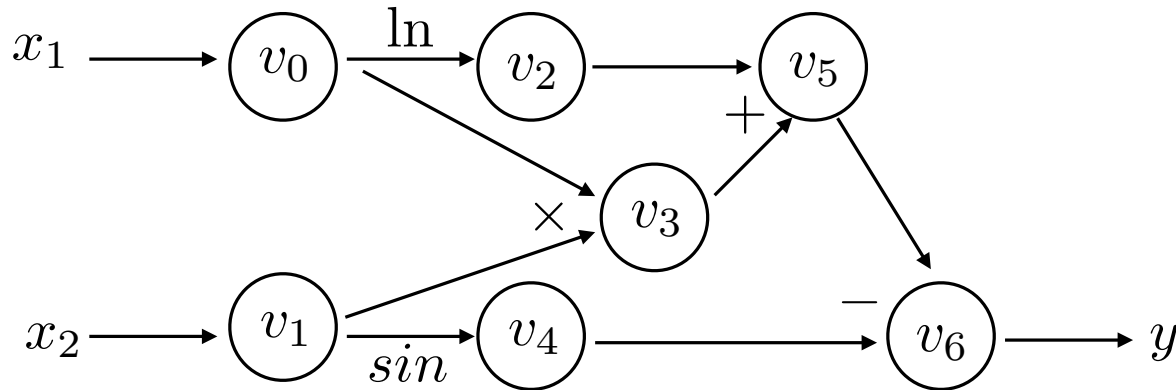
	$f(2, 5)$
$v_0 = x_1$	2
$v_1 = x_2$	5
$v_2 = \ln(v_0)$	$\ln(2) = 0.693$
$v_3 = v_0 \cdot v_1$	$2 \times 5 = 10$
$v_4 = \sin(v_1)$	$\sin(5) = -0.959$
$v_5 = v_2 + v_3$	$0.693 + 10 = 10.693$
$v_6 = v_5 - v_4$	
$y = v_6$	



# Automatic Differentiation (AutoDiff)

$$y = f(x_1, x_2) = \ln(x_1) + x_1x_2 - \sin(x_2)$$

Let's see how we can **evaluate a function** using computational graph (DNN inferences)



- Each **node** is an input, intermediate, or output variable
- **Computational graph** (a DAG) with variable ordering from topological sort.

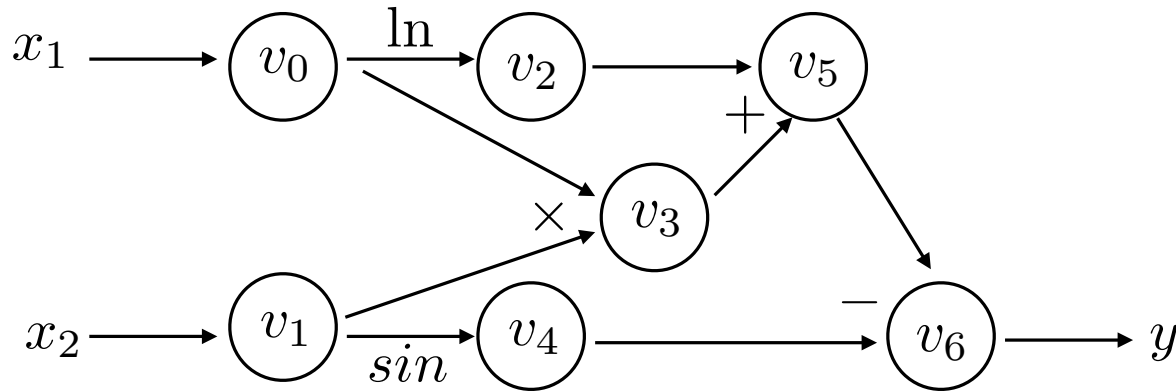
## Forward Evaluation

Trace:	$f(2, 5)$
$v_0 = x_1$	2
$v_1 = x_2$	5
$v_2 = \ln(v_0)$	$\ln(2) = 0.693$
$v_3 = v_0 \cdot v_1$	$2 \times 5 = 10$
$v_4 = \sin(v_1)$	$\sin(5) = -0.959$
$v_5 = v_2 + v_3$	$0.693 + 10 = 10.693$
$v_6 = v_5 - v_4$	$10.693 + 0.959 = 11.652$
$y = v_6$	

# Automatic Differentiation (AutoDiff)

$$y = f(x_1, x_2) = \ln(x_1) + x_1x_2 - \sin(x_2)$$

Let's see how we can **evaluate a function** using computational graph (DNN inferences)



- Each **node** is an input, intermediate, or output variable
- **Computational graph** (a DAG) with variable ordering from topological sort.

## Forward Evaluation

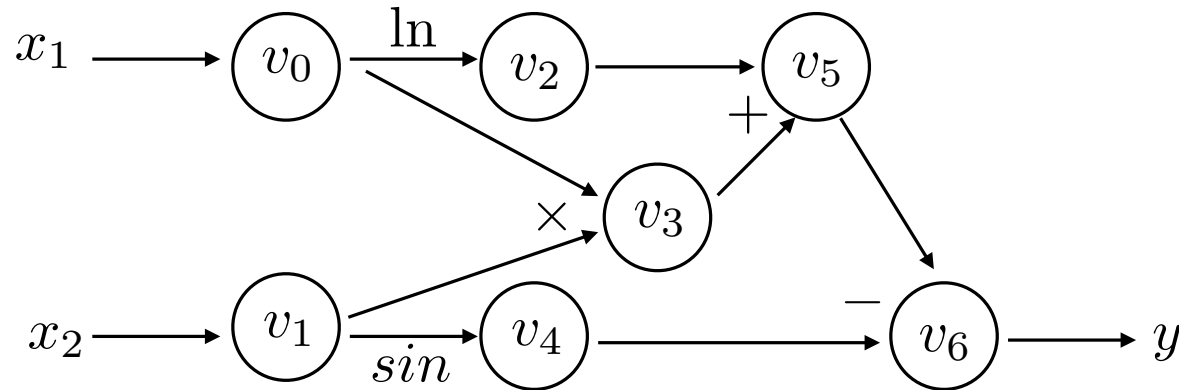
Trace:

	$f(2, 5)$
$v_0 = x_1$	2
$v_1 = x_2$	5
$v_2 = \ln(v_0)$	$\ln(2) = 0.693$
$v_3 = v_0 \cdot v_1$	$2 \times 5 = 10$
$v_4 = \sin(v_1)$	$\sin(5) = -0.959$
$v_5 = v_2 + v_3$	$0.693 + 10 = 10.693$
$v_6 = v_5 - v_4$	$10.693 + 0.959 = 11.652$
$y = v_6$	11.652

# Automatic Differentiation (AutoDiff)

$$y = f(x_1, x_2) = \ln(x_1) + x_1x_2 - \sin(x_2)$$

Let's see how we can **evaluate a function** using computational graph (DNN inferences)



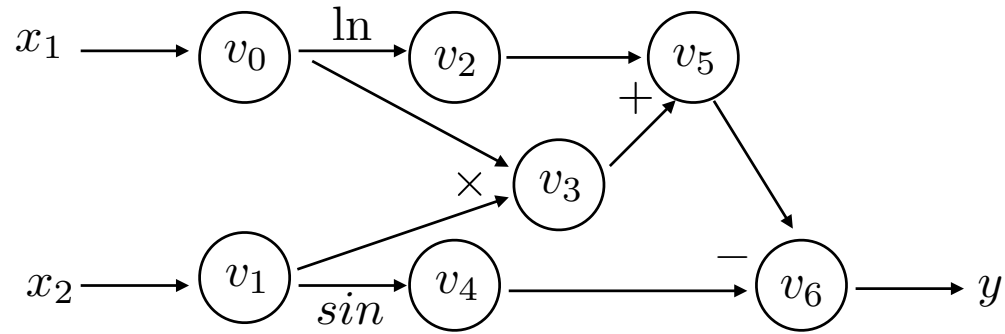
- Each **node** is an input, intermediate, or output variable
- **Computational graph** (a DAG) with variable ordering from topological sort.

## Forward Evaluation

Trace:	$f(2, 5)$
$v_0 = x_1$	2
$v_1 = x_2$	5
$v_2 = \ln(v_0)$	$\ln(2) = 0.693$
$v_3 = v_0 \cdot v_1$	$2 \times 5 = 10$
$v_4 = \sin(v_1)$	$\sin(5) = -0.959$
$v_5 = v_2 + v_3$	$0.693 + 10 = 10.693$
$v_6 = v_5 - v_4$	$10.693 + 0.959 = 11.652$
$y = v_6$	11.652

# Automatic Differentiation (AutoDiff)

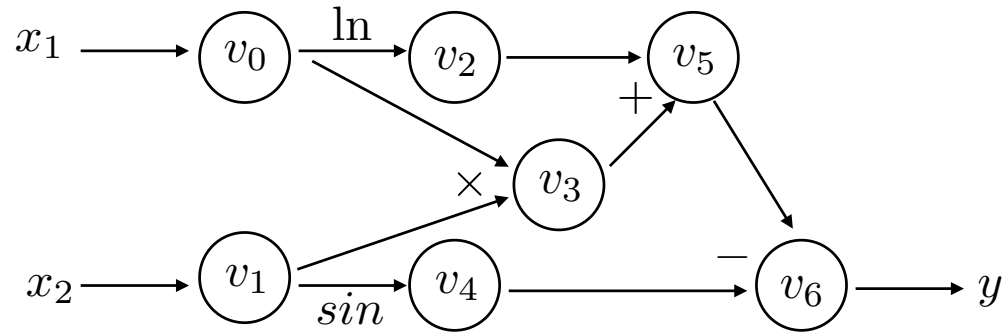
$$y = f(x_1, x_2) = \ln(x_1) + x_1x_2 - \sin(x_2)$$



## Forward Evaluation

Trace:	$f(2, 5)$
$v_0 = x_1$	2
$v_1 = x_2$	5
$v_2 = \ln(v_0)$	$\ln(2) = 0.693$
$v_3 = v_0 \cdot v_1$	$2 \times 5 = 10$
$v_4 = \sin(v_1)$	$\sin(5) = -0.959$
$v_5 = v_2 + v_3$	$0.693 + 10 = 10.693$
$v_6 = v_5 - v_4$	$10.693 + 0.959 = 11.652$
$y = v_6$	11.652

# Automatic Differentiation (AutoDiff)



$$y = f(x_1, x_2) = \ln(x_1) + x_1x_2 - \sin(x_2)$$

Let's see how we can **evaluate a function** using computational graph (DNN inferences)

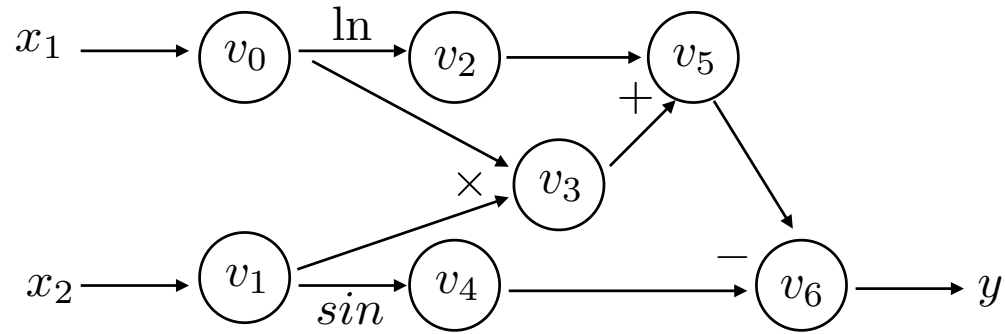
$$\left. \frac{\partial f(x_1, x_2)}{\partial x_1} \right|_{(x_1=2, x_2=5)}$$

## Forward Evaluation

Trace:	$f(2, 5)$
$v_0 = x_1$	2
$v_1 = x_2$	5
$v_2 = \ln(v_0)$	$\ln(2) = 0.693$
$v_3 = v_0 \cdot v_1$	$2 \times 5 = 10$
$v_4 = \sin(v_1)$	$\sin(5) = -0.959$
$v_5 = v_2 + v_3$	$0.693 + 10 = 10.693$
$v_6 = v_5 - v_4$	$10.693 + 0.959 = 11.652$
$y = v_6$	11.652

We will do this with **forward mode** first, by introducing a derivative of each variable node with respect to the input variable.

# Automatic Differentiation (AutoDiff)



$$y = f(x_1, x_2) = \ln(x_1) + x_1x_2 - \sin(x_2)$$

Forward Derivative Trace:

Forward Evaluation

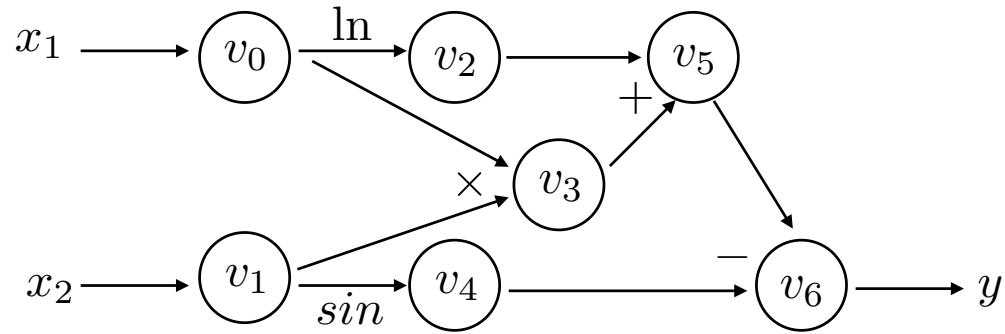
Trace:

	$f(2, 5)$
$v_0 = x_1$	2
$v_1 = x_2$	5
$v_2 = \ln(v_0)$	$\ln(2) = 0.693$
$v_3 = v_0 \cdot v_1$	$2 \times 5 = 10$
$v_4 = \sin(v_1)$	$\sin(5) = -0.959$
$v_5 = v_2 + v_3$	$0.693 + 10 = 10.693$
$v_6 = v_5 - v_4$	$10.693 + 0.959 = 11.652$
$y = v_6$	11.652

$$\left. \frac{\partial f(x_1, x_2)}{\partial x_1} \right|_{(x_1=2, x_2=5)}$$

$$\frac{\partial v_0}{\partial x_1}$$

# Automatic Differentiation (AutoDiff)



$$y = f(x_1, x_2) = \ln(x_1) + x_1x_2 - \sin(x_2)$$

Forward Derivative Trace:

Forward Evaluation

Trace:

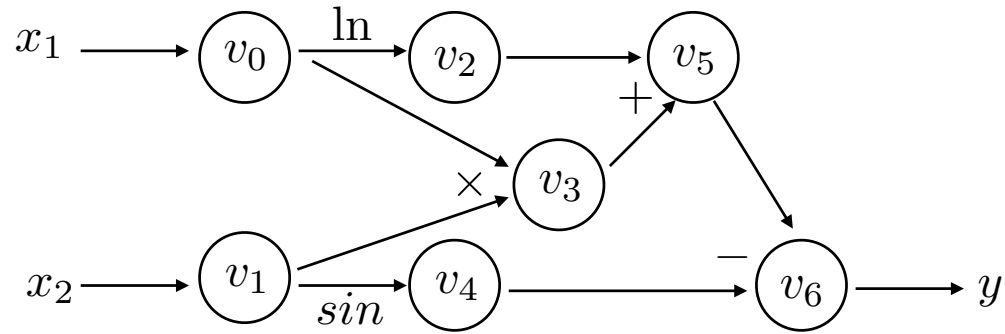
	$f(2, 5)$
$v_0 = x_1$	2
$v_1 = x_2$	5
$v_2 = \ln(v_0)$	$\ln(2) = 0.693$
$v_3 = v_0 \cdot v_1$	$2 \times 5 = 10$
$v_4 = \sin(v_1)$	$\sin(5) = -0.959$
$v_5 = v_2 + v_3$	$0.693 + 10 = 10.693$
$v_6 = v_5 - v_4$	$10.693 + 0.959 = 11.652$
$y = v_6$	11.652

	$\left. \frac{\partial f(x_1, x_2)}{\partial x_1} \right _{(x_1=2, x_2=5)}$
$\frac{\partial v_0}{\partial x_1}$	1

$$\frac{\partial v_0}{\partial x_1}$$

1

# Automatic Differentiation (AutoDiff)



$$y = f(x_1, x_2) = \ln(x_1) + x_1x_2 - \sin(x_2)$$

Forward Derivative Trace:

Forward Evaluation

Trace:

	$f(2, 5)$
$v_0 = x_1$	2
$v_1 = x_2$	5
$v_2 = \ln(v_0)$	$\ln(2) = 0.693$
$v_3 = v_0 \cdot v_1$	$2 \times 5 = 10$
$v_4 = \sin(v_1)$	$\sin(5) = -0.959$
$v_5 = v_2 + v_3$	$0.693 + 10 = 10.693$
$v_6 = v_5 - v_4$	$10.693 + 0.959 = 11.652$
$y = v_6$	11.652

$$\left. \frac{\partial f(x_1, x_2)}{\partial x_1} \right|_{(x_1=2, x_2=5)}$$

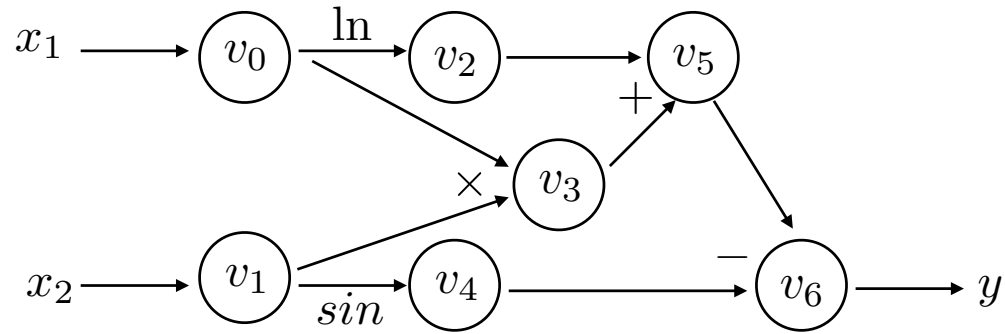
$$\frac{\partial v_0}{\partial x_1}$$

$$\frac{\partial v_1}{\partial x_1}$$

1



# Automatic Differentiation (AutoDiff)



$$y = f(x_1, x_2) = \ln(x_1) + x_1x_2 - \sin(x_2)$$

Forward Derivative Trace:

Forward Evaluation

Trace:

	$f(2, 5)$
$v_0 = x_1$	2
$v_1 = x_2$	5
$v_2 = \ln(v_0)$	$\ln(2) = 0.693$
$v_3 = v_0 \cdot v_1$	$2 \times 5 = 10$
$v_4 = \sin(v_1)$	$\sin(5) = -0.959$
$v_5 = v_2 + v_3$	$0.693 + 10 = 10.693$
$v_6 = v_5 - v_4$	$10.693 + 0.959 = 11.652$
$y = v_6$	11.652

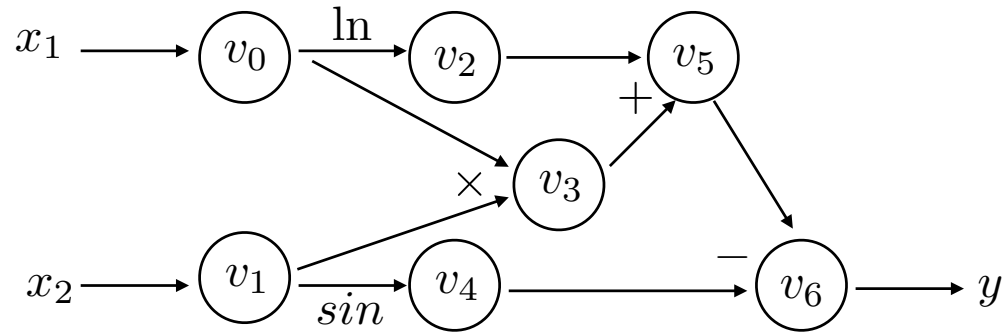
	$\left. \frac{\partial f(x_1, x_2)}{\partial x_1} \right _{(x_1=2, x_2=5)}$
$\frac{\partial v_0}{\partial x_1}$	1
$\frac{\partial v_1}{\partial x_1}$	0

$\frac{\partial v_0}{\partial x_1}$   
 $\frac{\partial v_1}{\partial x_1}$

1

0

# Automatic Differentiation (AutoDiff)



$$y = f(x_1, x_2) = \ln(x_1) + x_1x_2 - \sin(x_2)$$

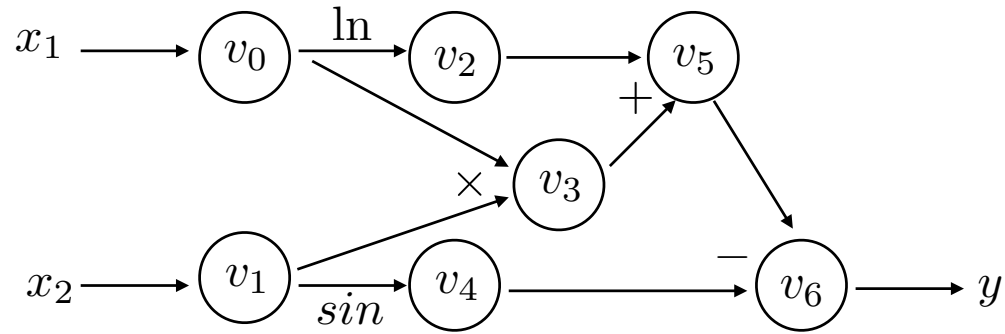
Forward Derivative Trace:

Forward Evaluation

Trace:	$f(2, 5)$
$v_0 = x_1$	2
$v_1 = x_2$	5
$v_2 = \ln(v_0)$	$\ln(2) = 0.693$
$v_3 = v_0 \cdot v_1$	$2 \times 5 = 10$
$v_4 = \sin(v_1)$	$\sin(5) = -0.959$
$v_5 = v_2 + v_3$	$0.693 + 10 = 10.693$
$v_6 = v_5 - v_4$	$10.693 + 0.959 = 11.652$
$y = v_6$	11.652

	$\left. \frac{\partial f(x_1, x_2)}{\partial x_1} \right _{(x_1=2, x_2=5)}$
$\frac{\partial v_0}{\partial x_1}$	1
$\frac{\partial v_1}{\partial x_1}$	0
$\frac{\partial v_2}{\partial x_1}$	
$\frac{\partial v_3}{\partial x_1}$	
$\frac{\partial v_4}{\partial x_1}$	
$\frac{\partial v_5}{\partial x_1}$	
$\frac{\partial v_6}{\partial x_1}$	

# Automatic Differentiation (AutoDiff)



$$y = f(x_1, x_2) = \ln(x_1) + x_1x_2 - \sin(x_2)$$

Forward Derivative Trace:

Forward Evaluation

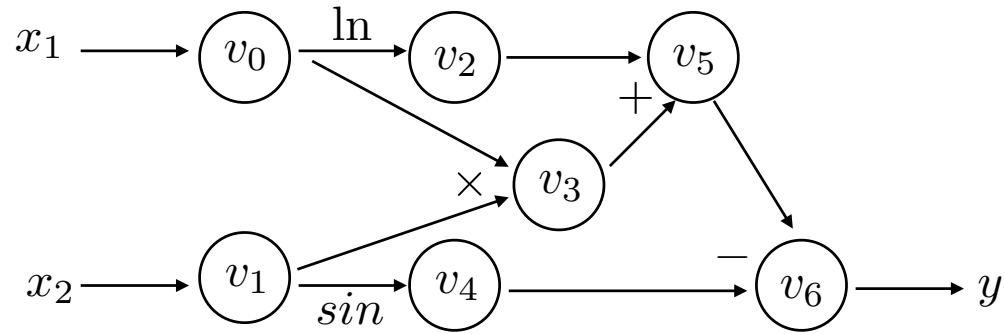
Trace:

	$f(2, 5)$
$v_0 = x_1$	2
$v_1 = x_2$	5
$v_2 = \ln(v_0)$	$\ln(2) = 0.693$
$v_3 = v_0 \cdot v_1$	$2 \times 5 = 10$
$v_4 = \sin(v_1)$	$\sin(5) = -0.959$
$v_5 = v_2 + v_3$	$0.693 + 10 = 10.693$
$v_6 = v_5 - v_4$	$10.693 + 0.959 = 11.652$
$y = v_6$	11.652

	$\left. \frac{\partial f(x_1, x_2)}{\partial x_1} \right _{(x_1=2, x_2=5)}$
$\frac{\partial v_0}{\partial x_1}$	1
$\frac{\partial v_1}{\partial x_1}$	0
$\frac{\partial v_2}{\partial x_1}$	
$\frac{\partial v_3}{\partial x_1}$	
$\frac{\partial v_4}{\partial x_1}$	
$\frac{\partial v_5}{\partial x_1}$	
$\frac{\partial v_6}{\partial x_1}$	

Chain Rule

# Automatic Differentiation (AutoDiff)



$$y = f(x_1, x_2) = \ln(x_1) + x_1x_2 - \sin(x_2)$$

Forward Derivative Trace:

Forward Evaluation

Trace:

	$f(2, 5)$
$v_0 = x_1$	2
$v_1 = x_2$	5
$v_2 = \ln(v_0)$	$\ln(2) = 0.693$
$v_3 = v_0 \cdot v_1$	$2 \times 5 = 10$
$v_4 = \sin(v_1)$	$\sin(5) = -0.959$
$v_5 = v_2 + v_3$	$0.693 + 10 = 10.693$
$v_6 = v_5 - v_4$	$10.693 + 0.959 = 11.652$
$y = v_6$	11.652

$$\left. \frac{\partial f(x_1, x_2)}{\partial x_1} \right|_{(x_1=2, x_2=5)}$$

$$\frac{\partial v_0}{\partial x_1}$$

1

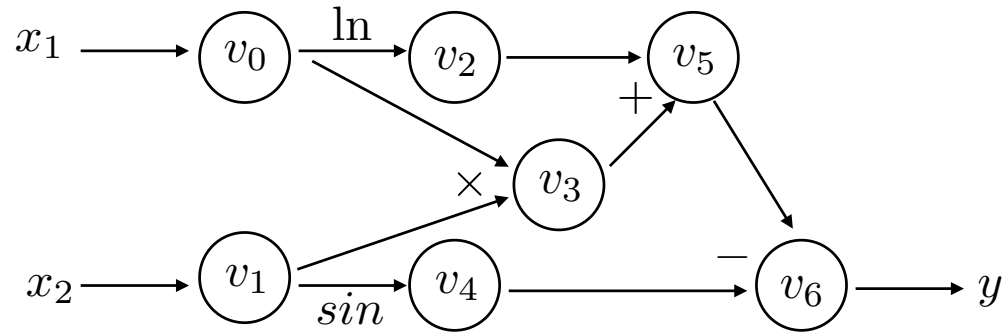
$$\frac{\partial v_1}{\partial x_1}$$

0

$$\frac{\partial v_2}{\partial x_1} = \frac{1}{v_0} \frac{\partial v_0}{\partial x_1}$$

**Chain Rule**

# Automatic Differentiation (AutoDiff)



$$y = f(x_1, x_2) = \ln(x_1) + x_1x_2 - \sin(x_2)$$

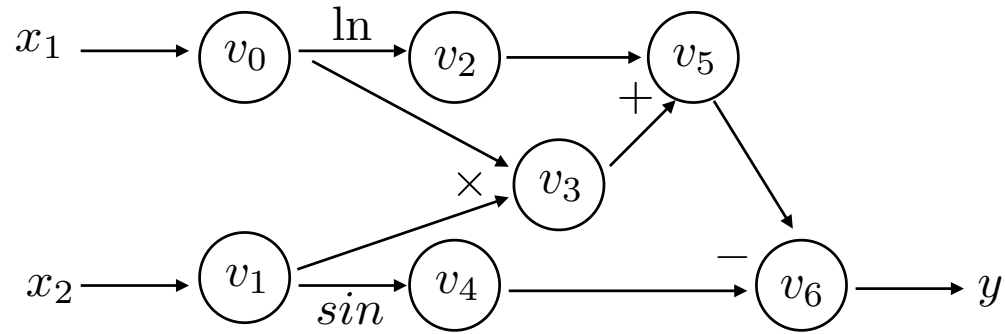
Forward Derivative Trace:

Forward Evaluation

Trace:	$f(2, 5)$
$v_0 = x_1$	2
$v_1 = x_2$	5
$v_2 = \ln(v_0)$	$\ln(2) = 0.693$
$v_3 = v_0 \cdot v_1$	$2 \times 5 = 10$
$v_4 = \sin(v_1)$	$\sin(5) = -0.959$
$v_5 = v_2 + v_3$	$0.693 + 10 = 10.693$
$v_6 = v_5 - v_4$	$10.693 + 0.959 = 11.652$
$y = v_6$	11.652

Forward Derivative Trace:	$\left. \frac{\partial f(x_1, x_2)}{\partial x_1} \right _{(x_1=2, x_2=5)}$
$\frac{\partial v_0}{\partial x_1}$	1
$\frac{\partial v_1}{\partial x_1}$	0
$\frac{\partial v_2}{\partial x_1} = \frac{1}{v_0} \frac{\partial v_0}{\partial x_1}$	$1/2 * 1 = 0.5$
<b>Chain Rule</b>	

# Automatic Differentiation (AutoDiff)



$$y = f(x_1, x_2) = \ln(x_1) + x_1x_2 - \sin(x_2)$$

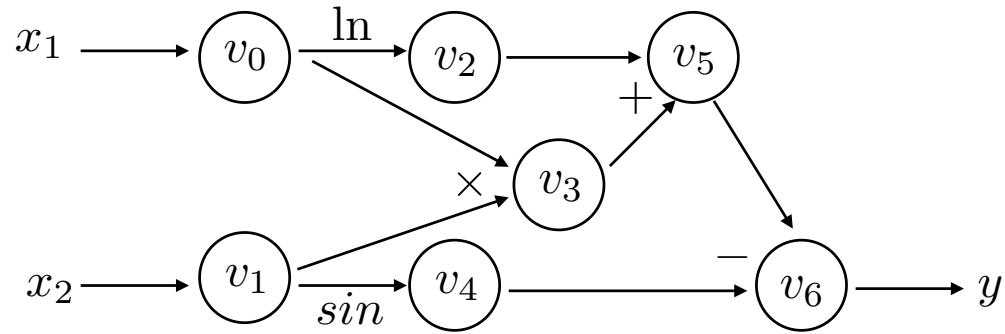
Forward Derivative Trace:

Forward Evaluation

Trace:	$f(2, 5)$
$v_0 = x_1$	2
$v_1 = x_2$	5
$v_2 = \ln(v_0)$	$\ln(2) = 0.693$
$v_3 = v_0 \cdot v_1$	$2 \times 5 = 10$
$v_4 = \sin(v_1)$	$\sin(5) = -0.959$
$v_5 = v_2 + v_3$	$0.693 + 10 = 10.693$
$v_6 = v_5 - v_4$	$10.693 + 0.959 = 11.652$
$y = v_6$	11.652

Forward Derivative Trace:	$\left. \frac{\partial f(x_1, x_2)}{\partial x_1} \right _{(x_1=2, x_2=5)}$
$\frac{\partial v_0}{\partial x_1}$	1
$\frac{\partial v_1}{\partial x_1}$	0
$\frac{\partial v_2}{\partial x_1} = \frac{1}{v_0} \frac{\partial v_0}{\partial x_1}$	$1/2 * 1 = 0.5$
$\frac{\partial v_3}{\partial x_1}$	

# Automatic Differentiation (AutoDiff)



$$y = f(x_1, x_2) = \ln(x_1) + x_1x_2 - \sin(x_2)$$

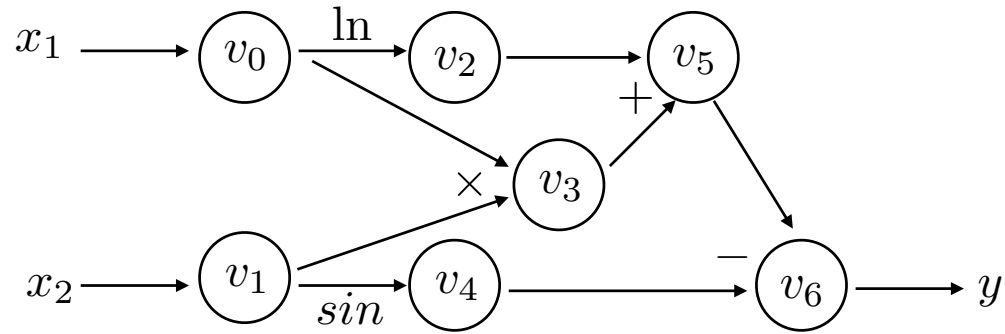
Forward Derivative Trace:

Forward Evaluation

Trace:	$f(2, 5)$
$v_0 = x_1$	2
$v_1 = x_2$	5
$v_2 = \ln(v_0)$	$\ln(2) = 0.693$
$v_3 = v_0 \cdot v_1$	$2 \times 5 = 10$
$v_4 = \sin(v_1)$	$\sin(5) = -0.959$
$v_5 = v_2 + v_3$	$0.693 + 10 = 10.693$
$v_6 = v_5 - v_4$	$10.693 + 0.959 = 11.652$
$y = v_6$	11.652

Forward Derivative Trace:	$\left. \frac{\partial f(x_1, x_2)}{\partial x_1} \right _{(x_1=2, x_2=5)}$
$\frac{\partial v_0}{\partial x_1}$	1
$\frac{\partial v_1}{\partial x_1}$	0
$\frac{\partial v_2}{\partial x_1} = \frac{1}{v_0} \frac{\partial v_0}{\partial x_1}$	$1/2 * 1 = 0.5$
$\frac{\partial v_3}{\partial x_1}$	
<b>Product Rule</b>	

# Automatic Differentiation (AutoDiff)



$$y = f(x_1, x_2) = \ln(x_1) + x_1x_2 - \sin(x_2)$$

Forward Derivative Trace:

Forward Evaluation

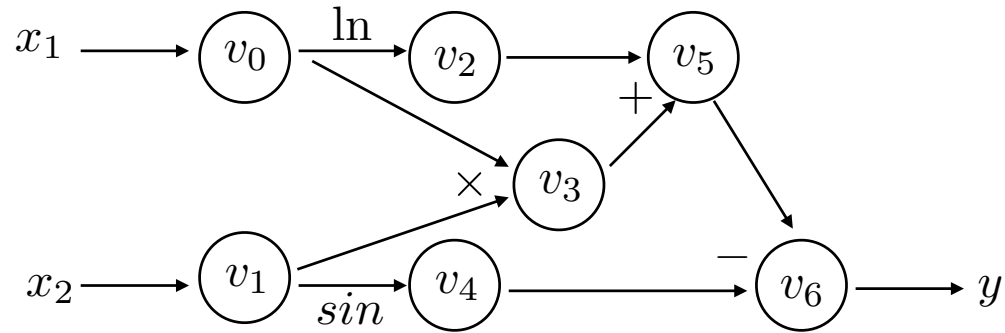
Trace:

	$f(2, 5)$
$v_0 = x_1$	2
$v_1 = x_2$	5
$v_2 = \ln(v_0)$	$\ln(2) = 0.693$
$v_3 = v_0 \cdot v_1$	$2 \times 5 = 10$
$v_4 = \sin(v_1)$	$\sin(5) = -0.959$
$v_5 = v_2 + v_3$	$0.693 + 10 = 10.693$
$v_6 = v_5 - v_4$	$10.693 + 0.959 = 11.652$
$y = v_6$	11.652

	$\left. \frac{\partial f(x_1, x_2)}{\partial x_1} \right _{(x_1=2, x_2=5)}$
$\frac{\partial v_0}{\partial x_1}$	1
$\frac{\partial v_1}{\partial x_1}$	0
$\frac{\partial v_2}{\partial x_1} = \frac{1}{v_0} \frac{\partial v_0}{\partial x_1}$	$1/2 * 1 = 0.5$
$\frac{\partial v_3}{\partial x_1} = \frac{\partial v_0}{\partial x_1} \cdot v_1 + v_0 \cdot \frac{\partial v_1}{\partial x_1}$	
<b>Product Rule</b>	



# Automatic Differentiation (AutoDiff)



$$y = f(x_1, x_2) = \ln(x_1) + x_1x_2 - \sin(x_2)$$

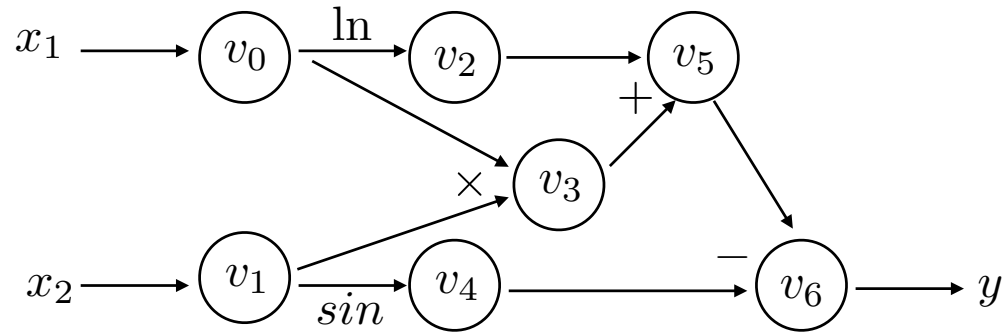
Forward Derivative Trace:

Forward Evaluation

Trace:	$f(2, 5)$
$v_0 = x_1$	2
$v_1 = x_2$	5
$v_2 = \ln(v_0)$	$\ln(2) = 0.693$
$v_3 = v_0 \cdot v_1$	$2 \times 5 = 10$
$v_4 = \sin(v_1)$	$\sin(5) = -0.959$
$v_5 = v_2 + v_3$	$0.693 + 10 = 10.693$
$v_6 = v_5 - v_4$	$10.693 + 0.959 = 11.652$
$y = v_6$	11.652

Forward Derivative Trace:	$\left. \frac{\partial f(x_1, x_2)}{\partial x_1} \right _{(x_1=2, x_2=5)}$
$\frac{\partial v_0}{\partial x_1}$	1
$\frac{\partial v_1}{\partial x_1}$	0
$\frac{\partial v_2}{\partial x_1} = \frac{1}{v_0} \frac{\partial v_0}{\partial x_1}$	$1/2 * 1 = 0.5$
$\frac{\partial v_3}{\partial x_1} = \frac{\partial v_0}{\partial x_1} \cdot v_1 + v_0 \cdot \frac{\partial v_1}{\partial x_1}$	$1 * 5 + 2 * 0 = 5$
<b>Product Rule</b>	

# Automatic Differentiation (AutoDiff)



$$y = f(x_1, x_2) = \ln(x_1) + x_1x_2 - \sin(x_2)$$

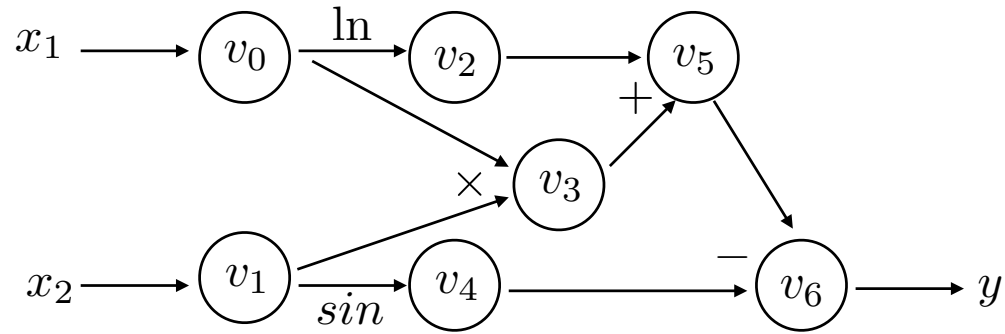
Forward Derivative Trace:

Forward Evaluation

Trace:	$f(2, 5)$
$v_0 = x_1$	2
$v_1 = x_2$	5
$v_2 = \ln(v_0)$	$\ln(2) = 0.693$
$v_3 = v_0 \cdot v_1$	$2 \times 5 = 10$
$v_4 = \sin(v_1)$	$\sin(5) = -0.959$
$v_5 = v_2 + v_3$	$0.693 + 10 = 10.693$
$v_6 = v_5 - v_4$	$10.693 + 0.959 = 11.652$
$y = v_6$	11.652

	$\left. \frac{\partial f(x_1, x_2)}{\partial x_1} \right _{(x_1=2, x_2=5)}$
$\frac{\partial v_0}{\partial x_1}$	1
$\frac{\partial v_1}{\partial x_1}$	0
$\frac{\partial v_2}{\partial x_1} = \frac{1}{v_0} \frac{\partial v_0}{\partial x_1}$	$1/2 * 1 = 0.5$
$\frac{\partial v_3}{\partial x_1} = \frac{\partial v_0}{\partial x_1} \cdot v_1 + v_0 \cdot \frac{\partial v_1}{\partial x_1}$	$1 * 5 + 2 * 0 = 5$
$\frac{\partial v_4}{\partial x_1} = \frac{\partial v_1}{\partial x_1} \cos(v_1)$	$0 * \cos(5) = 0$
$\frac{\partial v_5}{\partial x_1} = \frac{\partial v_2}{\partial x_1} + \frac{\partial v_3}{\partial x_1}$	$0.5 + 5 = 5.5$
$\frac{\partial v_6}{\partial x_1} = \frac{\partial v_5}{\partial x_1} - \frac{\partial v_4}{\partial x_1}$	$5.5 - 0 = 5.5$
$\frac{\partial y}{\partial x_1} = \frac{\partial v_6}{\partial x_1}$	5.5

# Automatic Differentiation (AutoDiff)



$$y = f(x_1, x_2) = \ln(x_1) + x_1x_2 - \sin(x_2)$$

Forward Derivative Trace:

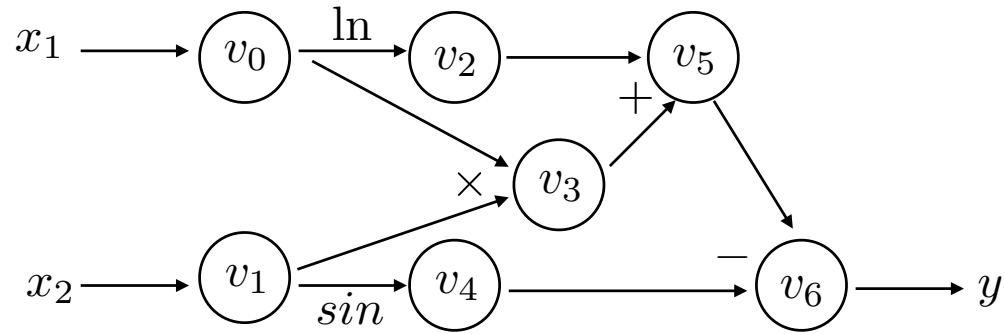
We now have:

$$\left. \frac{\partial f(x_1, x_2)}{\partial x_1} \right|_{(x_1=2, x_2=5)} = 5.5$$

	$\left. \frac{\partial f(x_1, x_2)}{\partial x_1} \right _{(x_1=2, x_2=5)}$
$\frac{\partial v_0}{\partial x_1}$	1
$\frac{\partial v_1}{\partial x_1}$	0
$\frac{\partial v_2}{\partial x_1} = \frac{1}{v_0} \frac{\partial v_0}{\partial x_1}$	$1/2 * 1 = 0.5$
$\frac{\partial v_3}{\partial x_1} = \frac{\partial v_0}{\partial x_1} \cdot v_1 + v_0 \cdot \frac{\partial v_1}{\partial x_1}$	$1 * 5 + 2 * 0 = 5$
$\frac{\partial v_4}{\partial x_1} = \frac{\partial v_1}{\partial x_1} \cos(v_1)$	$0 * \cos(5) = 0$
$\frac{\partial v_5}{\partial x_1} = \frac{\partial v_2}{\partial x_1} + \frac{\partial v_3}{\partial x_1}$	$0.5 + 5 = 5.5$
$\frac{\partial v_6}{\partial x_1} = \frac{\partial v_5}{\partial x_1} - \frac{\partial v_4}{\partial x_1}$	$5.5 - 0 = 5.5$
$\frac{\partial y}{\partial x_1} = \frac{\partial v_6}{\partial x_1}$	5.5



# Automatic Differentiation (AutoDiff)



$$y = f(x_1, x_2) = \ln(x_1) + x_1x_2 - \sin(x_2)$$

Forward Derivative Trace:

	$\left. \frac{\partial f(x_1, x_2)}{\partial x_1} \right _{(x_1=2, x_2=5)}$
$\frac{\partial v_0}{\partial x_1}$	1
$\frac{\partial v_1}{\partial x_1}$	0
$\frac{\partial v_2}{\partial x_1} = \frac{1}{v_0} \frac{\partial v_0}{\partial x_1}$	$1/2 * 1 = 0.5$
$\frac{\partial v_3}{\partial x_1} = \frac{\partial v_0}{\partial x_1} \cdot v_1 + v_0 \cdot \frac{\partial v_1}{\partial x_1}$	$1 * 5 + 2 * 0 = 5$
$\frac{\partial v_4}{\partial x_1} = \frac{\partial v_1}{\partial x_1} \cos(v_1)$	$0 * \cos(5) = 0$
$\frac{\partial v_5}{\partial x_1} = \frac{\partial v_2}{\partial x_1} + \frac{\partial v_3}{\partial x_1}$	$0.5 + 5 = 5.5$
$\frac{\partial v_6}{\partial x_1} = \frac{\partial v_5}{\partial x_1} - \frac{\partial v_4}{\partial x_1}$	$5.5 - 0 = 5.5$
$\frac{\partial y}{\partial x_1} = \frac{\partial v_6}{\partial x_1}$	5.5

We now have:

$$\left. \frac{\partial f(x_1, x_2)}{\partial x_1} \right|_{(x_1=2, x_2=5)} = 5.5$$

Still need:

$$\left. \frac{\partial f(x_1, x_2)}{\partial x_2} \right|_{(x_1=2, x_2=5)}$$

# AutoDiff: Forward Mode

- **Forward mode** needs  $m$  forward passes to get a full Jacobian (all gradients of output with respect to each input), where  $m$  is the number of inputs

$$\mathbf{y} = f(\mathbf{x}) : \mathbb{R}^m \rightarrow \mathbb{R}^n$$

# AutoDiff: Forward Mode

- **Forward mode** needs  $m$  forward passes to get a full Jacobian (all gradients of output with respect to each input), where  $m$  is the number of inputs

$$\mathbf{y} = f(\mathbf{x}) : \mathbb{R}^m \rightarrow \mathbb{R}^n$$

**Problem:** DNN typically has large number of inputs:

image as an input, plus all the weights and biases of layers = millions of inputs!

and very few outputs (many DNNs have  $n = 1$ )

# AutoDiff: Forward Mode

- **Forward mode** needs  $m$  forward passes to get a full Jacobian (all gradients of output with respect to each input), where  $m$  is the number of inputs

$$\mathbf{y} = f(\mathbf{x}) : \mathbb{R}^m \rightarrow \mathbb{R}^n$$

**Problem:** DNN typically has large number of inputs:

image as an input, plus all the weights and biases of layers = millions of inputs!

and very few outputs (many DNNs have  $n = 1$ )

- Automatic differentiation in **reverse mode** computes all gradients in  $n$  backwards passes (so for most DNNs in a single back pass — **back propagation**)

# Recap: AutoDiff: Forward Mode

- **Forward mode** needs  $m$  forward passes to get a full Jacobian (all gradients of output with respect to each input), where  $m$  is the number of inputs

$$\mathbf{y} = f(\mathbf{x}) : \mathbb{R}^m \rightarrow \mathbb{R}^n$$

**Problem:** DNN typically has large number of inputs:

image as an input, plus all the weights and biases of layers = millions of inputs!

and very few outputs (many DNNs have  $n = 1$ )



# Recap: AutoDiff: Forward Mode

- **Forward mode** needs  $m$  forward passes to get a full Jacobian (all gradients of output with respect to each input), where  $m$  is the number of inputs

$$\mathbf{y} = f(\mathbf{x}) : \mathbb{R}^m \rightarrow \mathbb{R}^n$$

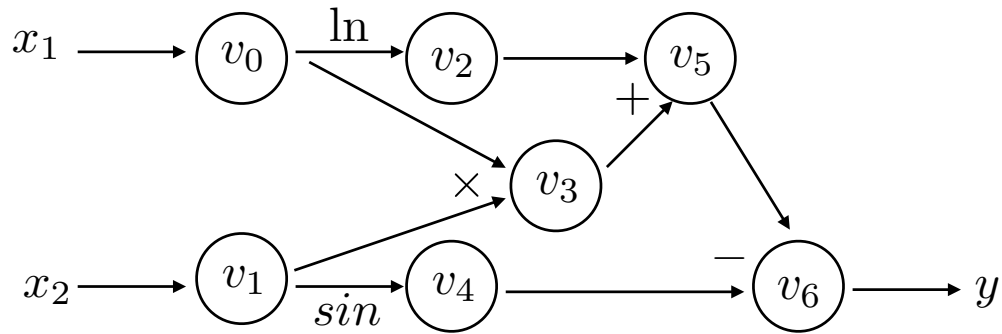
**Problem:** DNN typically has large number of inputs:

image as an input, plus all the weights and biases of layers = millions of inputs!

and very few outputs (many DNNs have  $n = 1$ )

- Automatic differentiation in **reverse mode** computes all gradients in  $n$  backwards passes (so for most DNNs in a single back pass — **back propagation**)

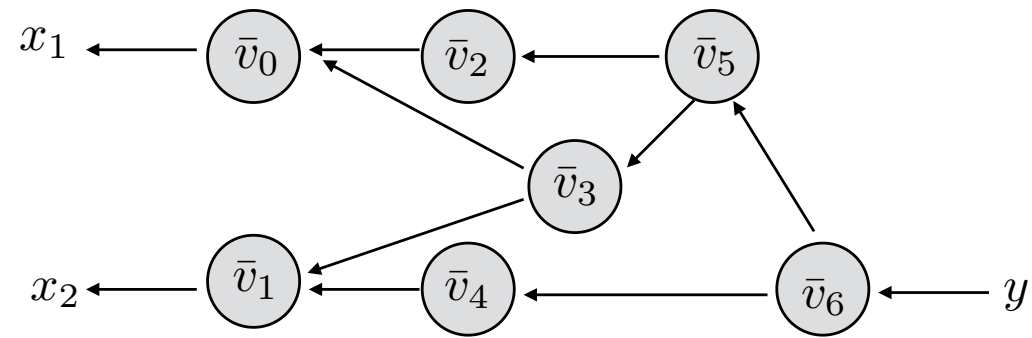
# AutoDiff: Reverse Mode



## Forward Evaluation

Trace:

	$f(2, 5)$
$v_0 = x_1$	2
$v_1 = x_2$	5
$v_2 = \ln(v_0)$	$\ln(2) = 0.693$
$v_3 = v_0 \cdot v_1$	$2 \times 5 = 10$
$v_4 = \sin(v_1)$	$\sin(5) = -0.959$
$v_5 = v_2 + v_3$	$0.693 + 10 = 10.693$
$v_6 = v_5 - v_4$	$10.693 + 0.959 = 11.652$
$y = v_6$	11.652

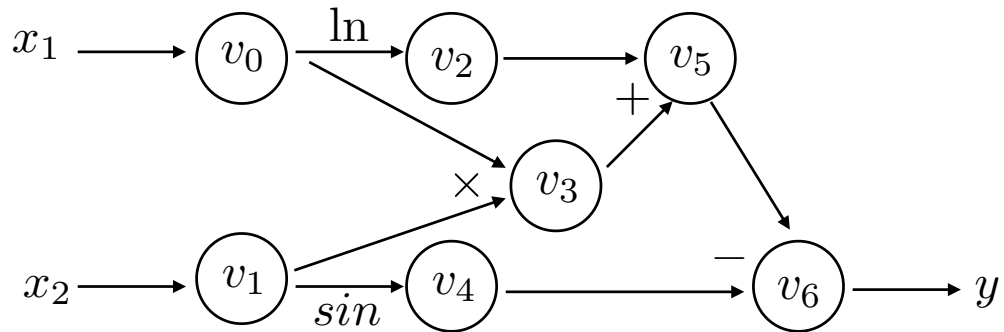


Traverse the original graph in the reverse topological order and for each node in the original graph introduce an **adjoint node**, which computes derivative of the output with respect to the local node (using Chain rule):

$$\bar{v}_i = \frac{\partial y_j}{\partial v_i} = \sum_{k \in \text{pa}(i)} \frac{\partial v_k}{\partial v_i} \frac{\partial y_j}{\partial v_k} = \sum_{k \in \text{pa}(i)} \frac{\partial v_k}{\partial v_i} \bar{v}_k$$

"local" derivative

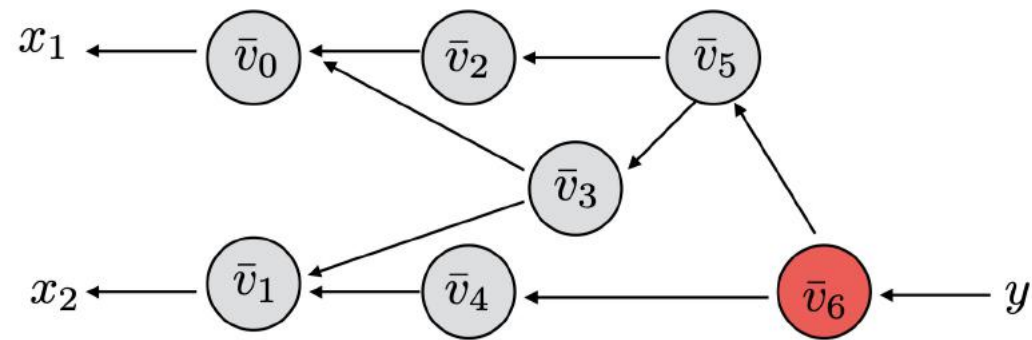
# AutoDiff: Reverse Mode



## Forward Evaluation

Trace:

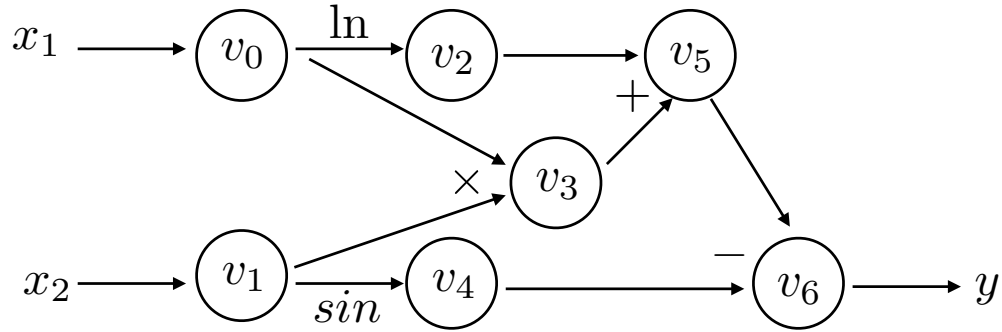
	$f(2, 5)$
$v_0 = x_1$	2
$v_1 = x_2$	5
$v_2 = \ln(v_0)$	$\ln(2) = 0.693$
$v_3 = v_0 \cdot v_1$	$2 \times 5 = 10$
$v_4 = \sin(v_1)$	$\sin(5) = -0.959$
$v_5 = v_2 + v_3$	$0.693 + 10 = 10.693$
$v_6 = v_5 - v_4$	$10.693 + 0.959 = 11.652$
$y = v_6$	11.652



## Backwards Derivative Trace:

$\bar{v}_6 = \frac{\partial y}{\partial v_6}$
---

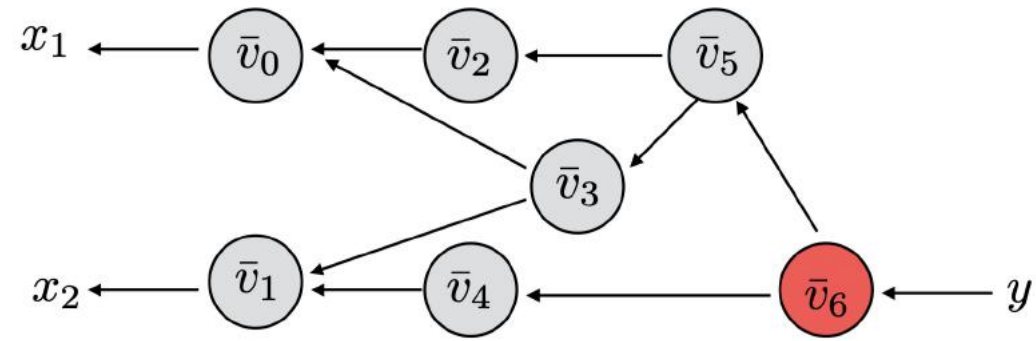
# AutoDiff: Reverse Mode



## Forward Evaluation

Trace:

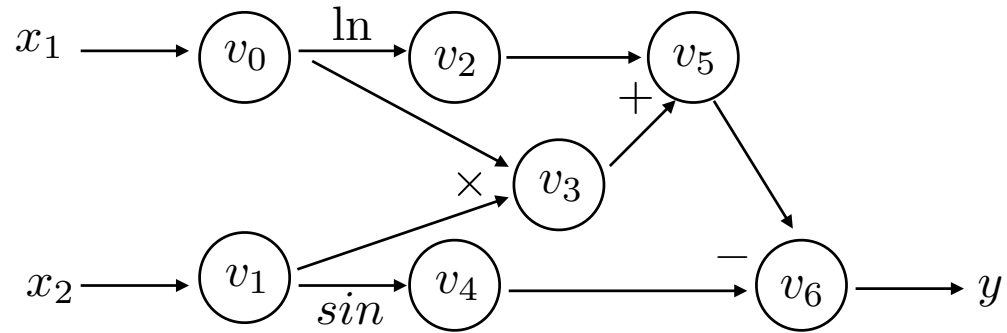
	$f(2, 5)$
$v_0 = x_1$	2
$v_1 = x_2$	5
$v_2 = \ln(v_0)$	$\ln(2) = 0.693$
$v_3 = v_0 \cdot v_1$	$2 \times 5 = 10$
$v_4 = \sin(v_1)$	$\sin(5) = -0.959$
$v_5 = v_2 + v_3$	$0.693 + 10 = 10.693$
$v_6 = v_5 - v_4$	$10.693 + 0.959 = 11.652$
<u><math>y = v_6</math></u>	11.652



## Backwards Derivative Trace:

$$\bar{v}_6 = \frac{\partial y}{\partial v_6}$$

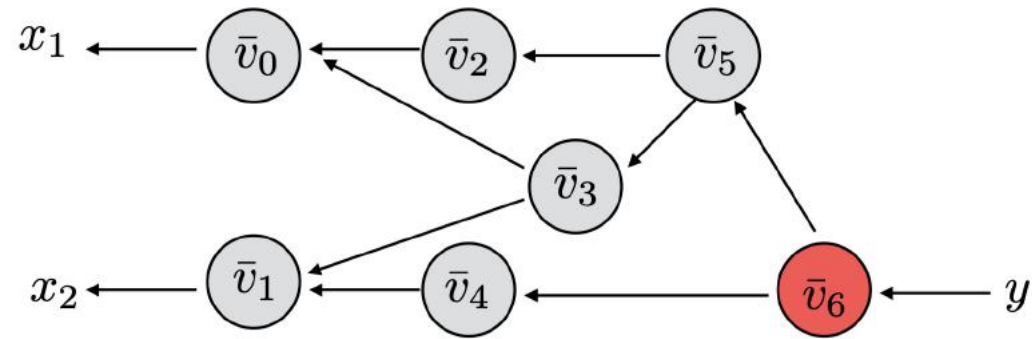
# AutoDiff: Reverse Mode



## Forward Evaluation

Trace:

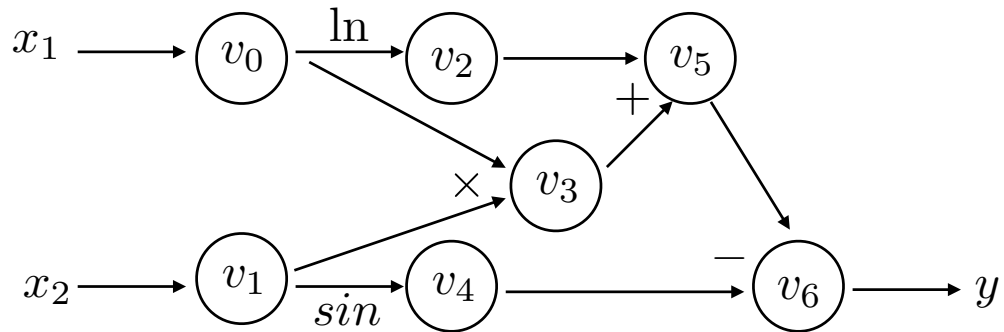
	$f(2, 5)$
$v_0 = x_1$	2
$v_1 = x_2$	5
$v_2 = \ln(v_0)$	$\ln(2) = 0.693$
$v_3 = v_0 \cdot v_1$	$2 \times 5 = 10$
$v_4 = \sin(v_1)$	$\sin(5) = -0.959$
$v_5 = v_2 + v_3$	$0.693 + 10 = 10.693$
$v_6 = v_5 - v_4$	$10.693 + 0.959 = 11.652$
<u><math>y = v_6</math></u>	11.652



## Backwards Derivative Trace:

$\bar{v}_6 = \frac{\partial y}{\partial v_6}$	1
---	---

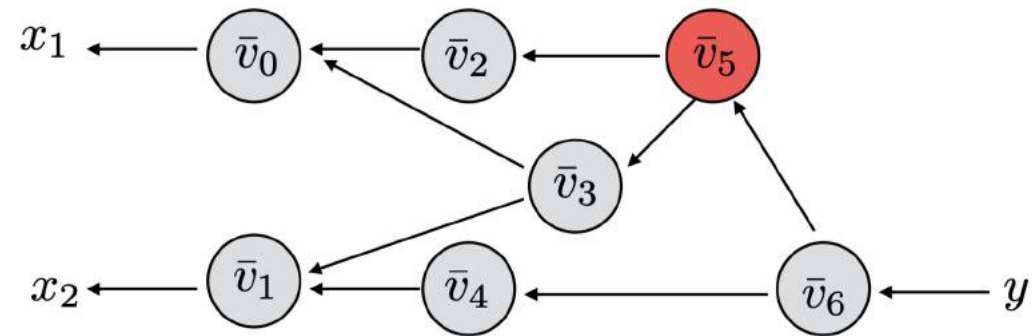
# AutoDiff: Reverse Mode



## Forward Evaluation

Trace:

	$f(2, 5)$
$v_0 = x_1$	2
$v_1 = x_2$	5
$v_2 = \ln(v_0)$	$\ln(2) = 0.693$
$v_3 = v_0 \cdot v_1$	$2 \times 5 = 10$
$v_4 = \sin(v_1)$	$\sin(5) = -0.959$
$v_5 = v_2 + v_3$	$0.693 + 10 = 10.693$
$v_6 = v_5 - v_4$	$10.693 + 0.959 = 11.652$
$y = v_6$	11.652

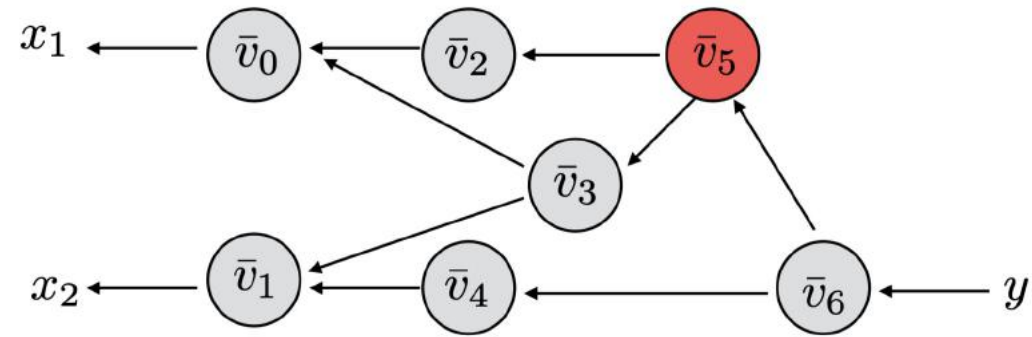
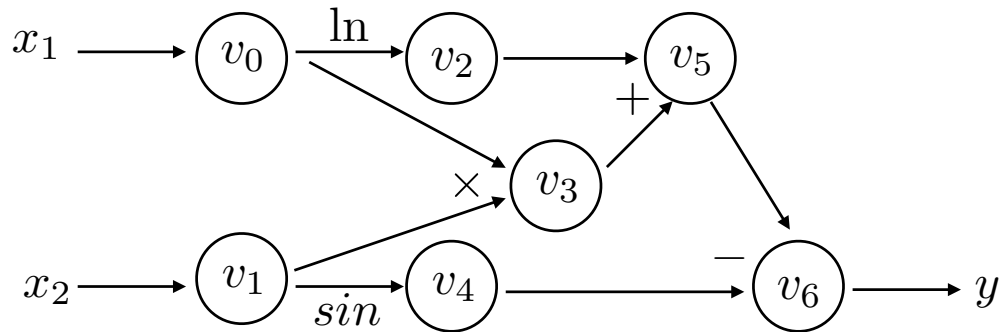


## Backwards Derivative Trace:

$$\bar{v}_5 = \bar{v}_6 \frac{\partial v_6}{\partial v_5}$$

$$\bar{v}_6 = \frac{\partial y}{\partial v_6}$$

# AutoDiff: Reverse Mode



## Forward Evaluation

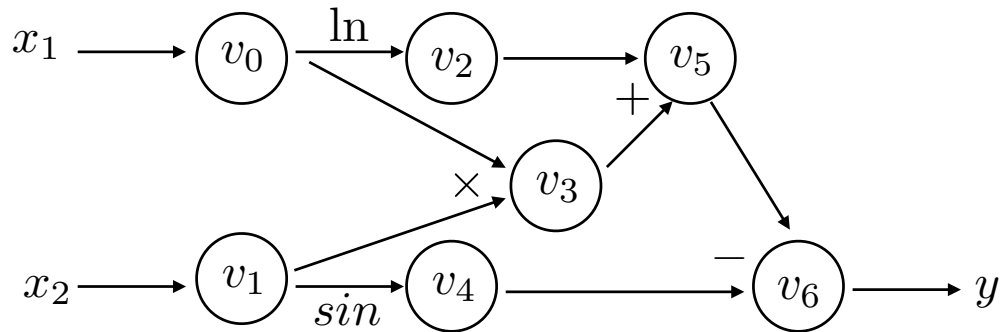
Trace:

	$f(2, 5)$
$v_0 = x_1$	2
$v_1 = x_2$	5
$v_2 = \ln(v_0)$	$\ln(2) = 0.693$
$v_3 = v_0 \cdot v_1$	$2 \times 5 = 10$
$v_4 = \sin(v_1)$	$\sin(5) = -0.959$
$v_5 = v_2 + v_3$	$0.693 + 10 = 10.693$
<u><math>v_6 = v_5 - v_4</math></u>	$10.693 + 0.959 = 11.652$
$y = v_6$	11.652

## Backwards Derivative Trace:

$\bar{v}_5 = \bar{v}_6 \frac{\partial v_6}{\partial v_5}$	
$\bar{v}_6 = \frac{\partial y}{\partial v_6}$	1

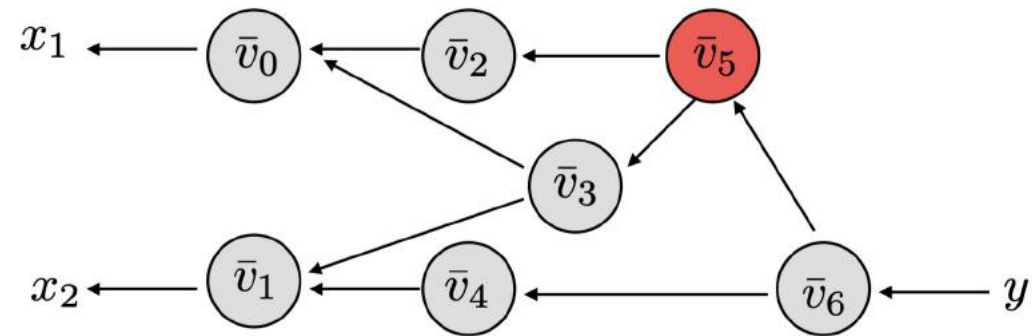
# AutoDiff: Reverse Mode



## Forward Evaluation

Trace:

	$f(2, 5)$
$v_0 = x_1$	2
$v_1 = x_2$	5
$v_2 = \ln(v_0)$	$\ln(2) = 0.693$
$v_3 = v_0 \cdot v_1$	$2 \times 5 = 10$
$v_4 = \sin(v_1)$	$\sin(5) = -0.959$
$v_5 = v_2 + v_3$	$0.693 + 10 = 10.693$
<u><math>v_6 = v_5 - v_4</math></u>	$10.693 + 0.959 = 11.652$
$y = v_6$	11.652



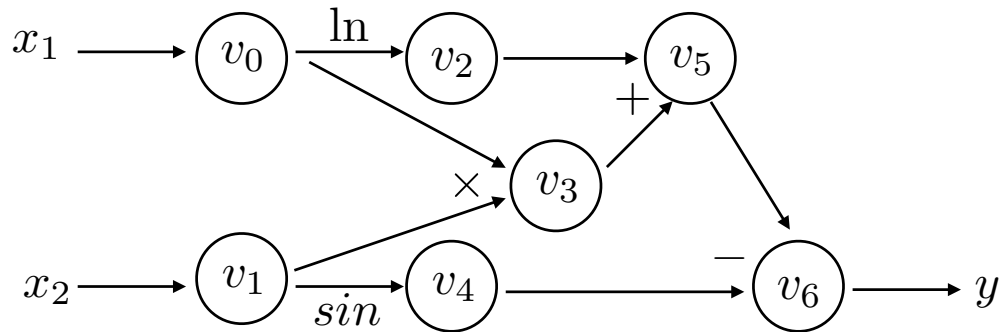
## Backwards Derivative Trace:

$$\bar{v}_5 = \bar{v}_6 \frac{\partial v_6}{\partial v_5} = \bar{v}_6 \cdot 1$$

$$\bar{v}_6 = \frac{\partial y}{\partial v_6}$$



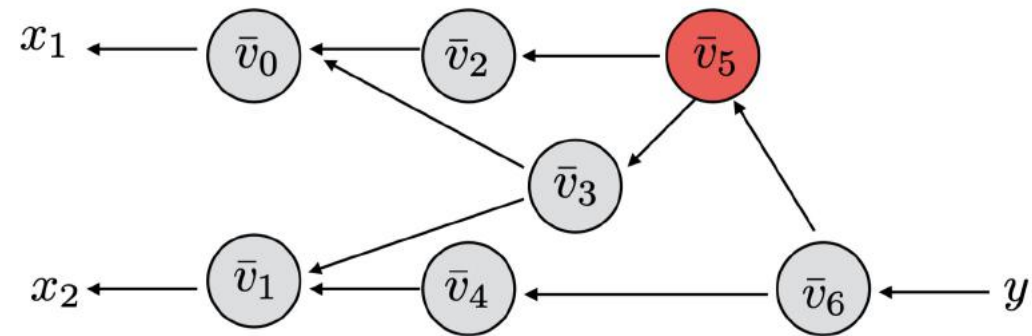
# AutoDiff: Reverse Mode



## Forward Evaluation

Trace:

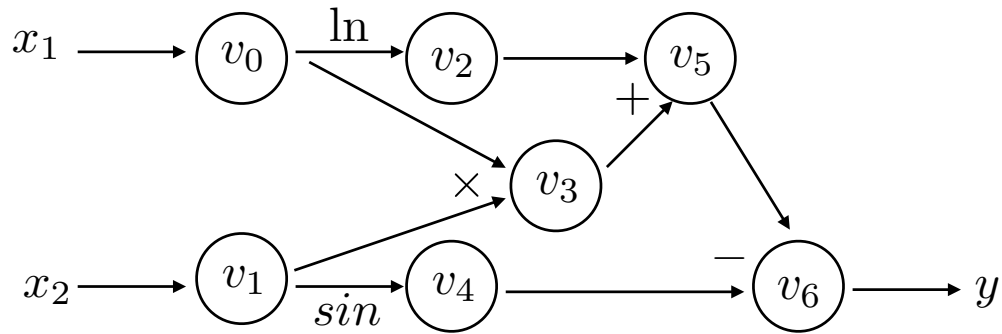
	$f(2, 5)$
$v_0 = x_1$	2
$v_1 = x_2$	5
$v_2 = \ln(v_0)$	$\ln(2) = 0.693$
$v_3 = v_0 \cdot v_1$	$2 \times 5 = 10$
$v_4 = \sin(v_1)$	$\sin(5) = -0.959$
$v_5 = v_2 + v_3$	$0.693 + 10 = 10.693$
<u><math>v_6 = v_5 - v_4</math></u>	$10.693 + 0.959 = 11.652$
$y = v_6$	11.652



## Backwards Derivative Trace:

$\bar{v}_5 = \bar{v}_6 \frac{\partial v_6}{\partial v_5} = \bar{v}_6 \cdot 1$	$1 \times 1 = 1$
$\bar{v}_6 = \frac{\partial y}{\partial v_6}$	1

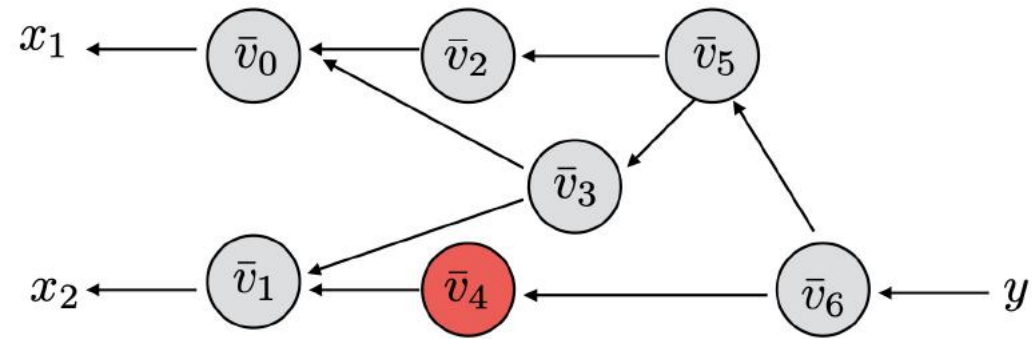
# AutoDiff: Reverse Mode



## Forward Evaluation

Trace:

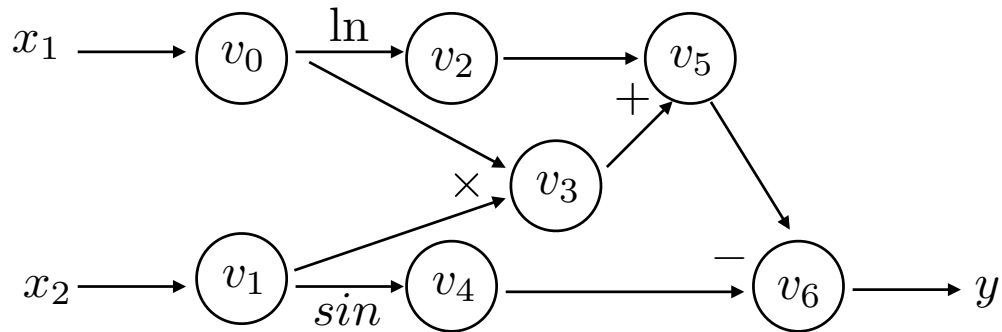
	$f(2, 5)$
$v_0 = x_1$	2
$v_1 = x_2$	5
$v_2 = \ln(v_0)$	$\ln(2) = 0.693$
$v_3 = v_0 \cdot v_1$	$2 \times 5 = 10$
$v_4 = \sin(v_1)$	$\sin(5) = -0.959$
$v_5 = v_2 + v_3$	$0.693 + 10 = 10.693$
$v_6 = v_5 - v_4$	$10.693 + 0.959 = 11.652$
$y = v_6$	11.652



## Backwards Derivative Trace:

$\bar{v}_4 = \bar{v}_6 \frac{\partial v_6}{\partial v_4}$	
$\bar{v}_5 = \bar{v}_6 \frac{\partial v_6}{\partial v_5} = \bar{v}_6 \cdot 1$	$1 \times 1 = 1$
$\bar{v}_6 = \frac{\partial y}{\partial v_6}$	1

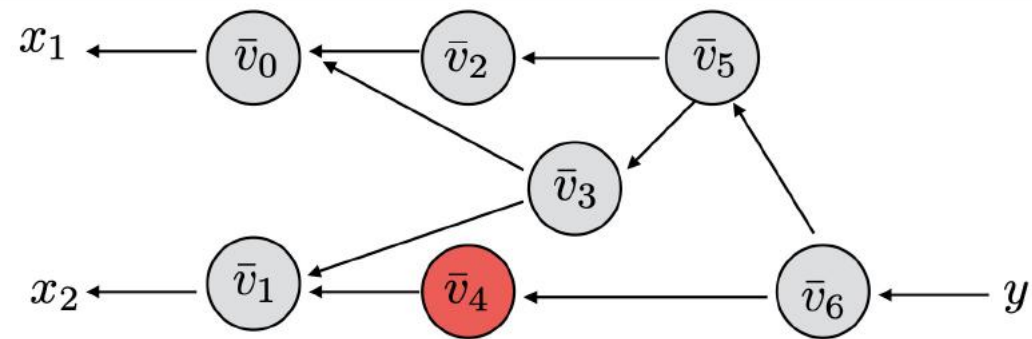
# AutoDiff: Reverse Mode



## Forward Evaluation

Trace:

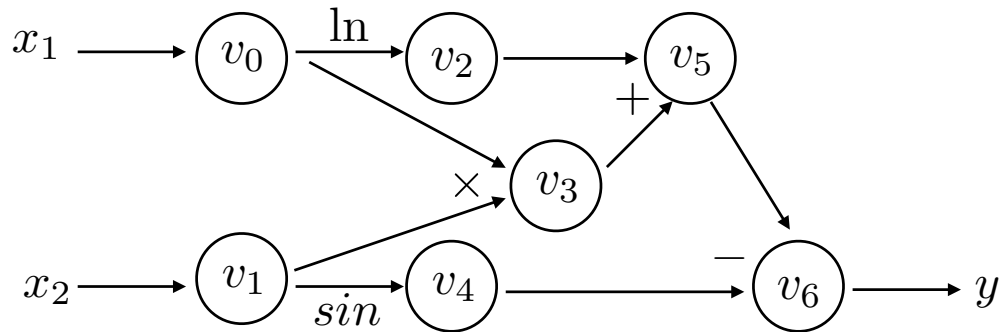
	$f(2, 5)$
$v_0 = x_1$	2
$v_1 = x_2$	5
$v_2 = \ln(v_0)$	$\ln(2) = 0.693$
$v_3 = v_0 \cdot v_1$	$2 \times 5 = 10$
$v_4 = \sin(v_1)$	$\sin(5) = -0.959$
$v_5 = v_2 + v_3$	$0.693 + 10 = 10.693$
<u><math>v_6 = v_5 - v_4</math></u>	$10.693 + 0.959 = 11.652$
$y = v_6$	11.652



## Backwards Derivative Trace:

$\bar{v}_4 = \bar{v}_6 \frac{\partial v_6}{\partial v_4}$	
$\bar{v}_5 = \bar{v}_6 \frac{\partial v_6}{\partial v_5} = \bar{v}_6 \cdot 1$	$1 \times 1 = 1$
$\bar{v}_6 = \frac{\partial y}{\partial v_6}$	1

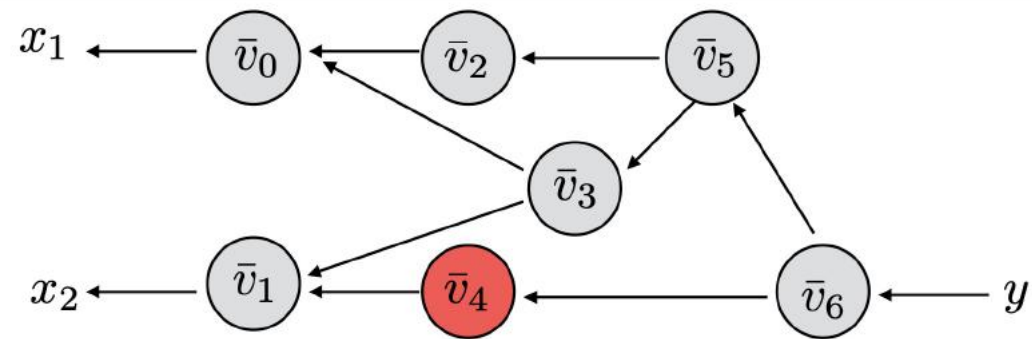
# AutoDiff: Reverse Mode



## Forward Evaluation

Trace:

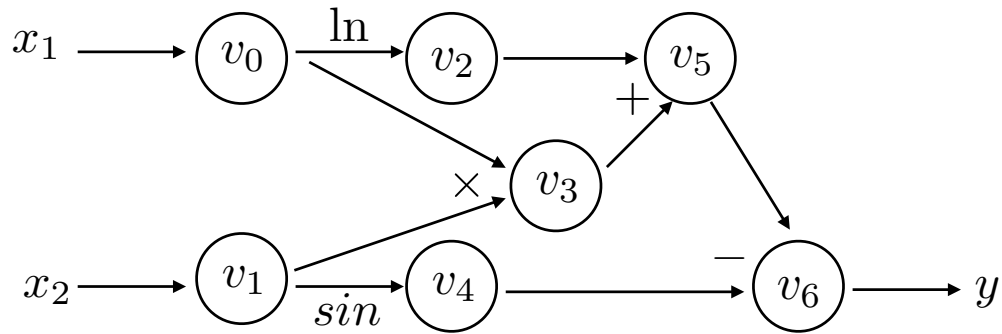
	$f(2, 5)$
$v_0 = x_1$	2
$v_1 = x_2$	5
$v_2 = \ln(v_0)$	$\ln(2) = 0.693$
$v_3 = v_0 \cdot v_1$	$2 \times 5 = 10$
$v_4 = \sin(v_1)$	$\sin(5) = -0.959$
$v_5 = v_2 + v_3$	$0.693 + 10 = 10.693$
<u><math>v_6 = v_5 - v_4</math></u>	$10.693 + 0.959 = 11.652$
$y = v_6$	11.652



## Backwards Derivative Trace:

$\bar{v}_4 = \bar{v}_6 \frac{\partial v_6}{\partial v_4} = \bar{v}_6 \cdot (-1)$	
$\bar{v}_5 = \bar{v}_6 \frac{\partial v_6}{\partial v_5} = \bar{v}_6 \cdot 1$	$1 \times 1 = 1$
$\bar{v}_6 = \frac{\partial y}{\partial v_6}$	1

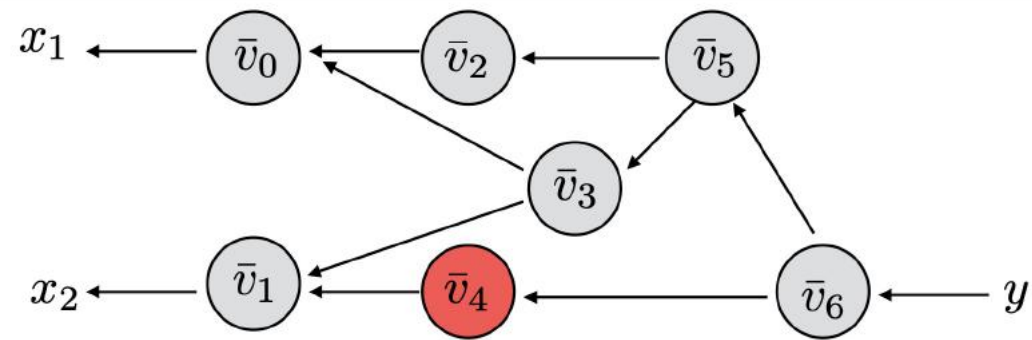
# AutoDiff: Reverse Mode



## Forward Evaluation

Trace:

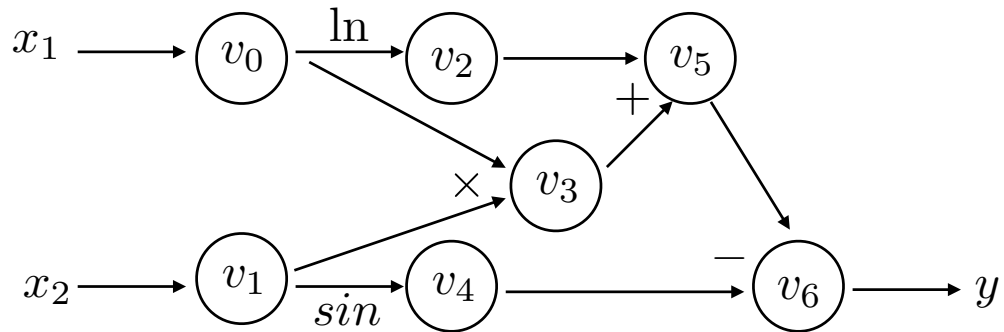
	$f(2, 5)$
$v_0 = x_1$	2
$v_1 = x_2$	5
$v_2 = \ln(v_0)$	$\ln(2) = 0.693$
$v_3 = v_0 \cdot v_1$	$2 \times 5 = 10$
$v_4 = \sin(v_1)$	$\sin(5) = -0.959$
$v_5 = v_2 + v_3$	$0.693 + 10 = 10.693$
<u><math>v_6 = v_5 - v_4</math></u>	$10.693 + 0.959 = 11.652$
$y = v_6$	11.652



## Backwards Derivative Trace:

$$\begin{aligned} \bar{v}_4 &= \bar{v}_6 \frac{\partial v_6}{\partial v_4} = \bar{v}_6 \cdot (-1) && 1 \times -1 = -1 \\ \bar{v}_5 &= \bar{v}_6 \frac{\partial v_6}{\partial v_5} = \bar{v}_6 \cdot 1 && 1 \times 1 = 1 \\ \bar{v}_6 &= \frac{\partial y}{\partial v_6} && 1 \end{aligned}$$

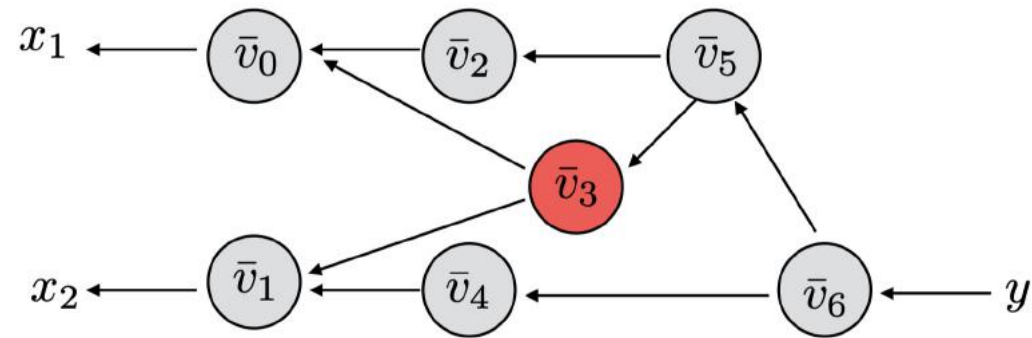
# AutoDiff: Reverse Mode



## Forward Evaluation

Trace:

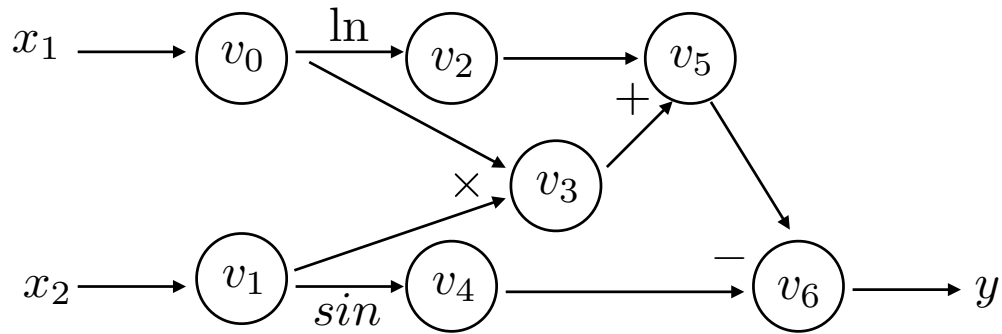
	$f(2, 5)$
$v_0 = x_1$	2
$v_1 = x_2$	5
$v_2 = \ln(v_0)$	$\ln(2) = 0.693$
$v_3 = v_0 \cdot v_1$	$2 \times 5 = 10$
$v_4 = \sin(v_1)$	$\sin(5) = -0.959$
$v_5 = v_2 + v_3$	$0.693 + 10 = 10.693$
$v_6 = v_5 - v_4$	$10.693 + 0.959 = 11.652$
$y = v_6$	11.652



## Backwards Derivative Trace:

$\bar{v}_3 = \bar{v}_5 \frac{\partial v_5}{\partial v_3}$	
$\bar{v}_4 = \bar{v}_6 \frac{\partial v_6}{\partial v_4} = \bar{v}_6 \cdot (-1)$	$1 \times -1 = -1$
$\bar{v}_5 = \bar{v}_6 \frac{\partial v_6}{\partial v_5} = \bar{v}_6 \cdot 1$	$1 \times 1 = 1$
$\bar{v}_6 = \frac{\partial y}{\partial v_6}$	1

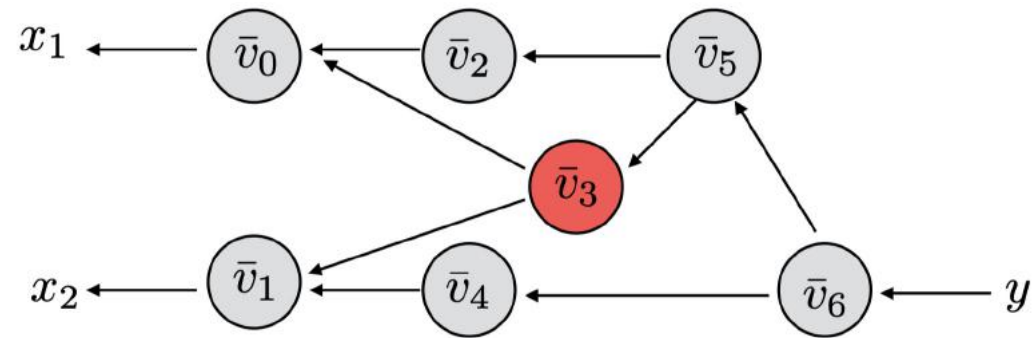
# AutoDiff: Reverse Mode



## Forward Evaluation

Trace:

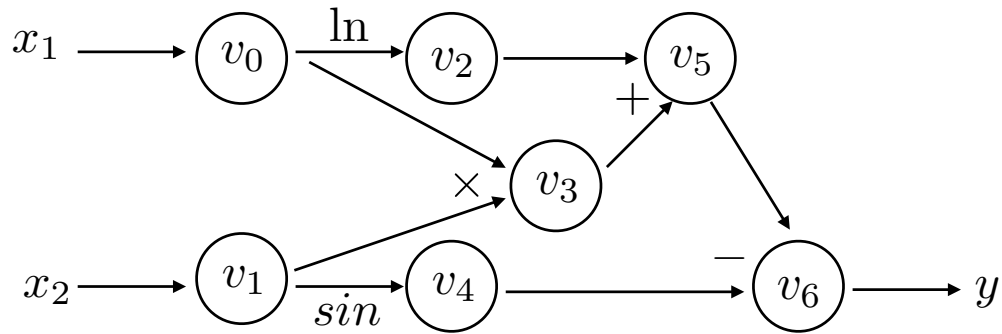
	$f(2, 5)$
$v_0 = x_1$	2
$v_1 = x_2$	5
$v_2 = \ln(v_0)$	$\ln(2) = 0.693$
$v_3 = v_0 \cdot v_1$	$2 \times 5 = 10$
$v_4 = \sin(v_1)$	$\sin(5) = -0.959$
<u><math>v_5 = v_2 + v_3</math></u>	$0.693 + 10 = 10.693$
$v_6 = v_5 - v_4$	$10.693 + 0.959 = 11.652$
$y = v_6$	11.652



## Backwards Derivative Trace:

$\bar{v}_3 = \bar{v}_5 \frac{\partial v_5}{\partial v_3}$	
$\bar{v}_4 = \bar{v}_6 \frac{\partial v_6}{\partial v_4} = \bar{v}_6 \cdot (-1)$	$1 \times -1 = -1$
$\bar{v}_5 = \bar{v}_6 \frac{\partial v_6}{\partial v_5} = \bar{v}_6 \cdot 1$	$1 \times 1 = 1$
$\bar{v}_6 = \frac{\partial y}{\partial v_6}$	1

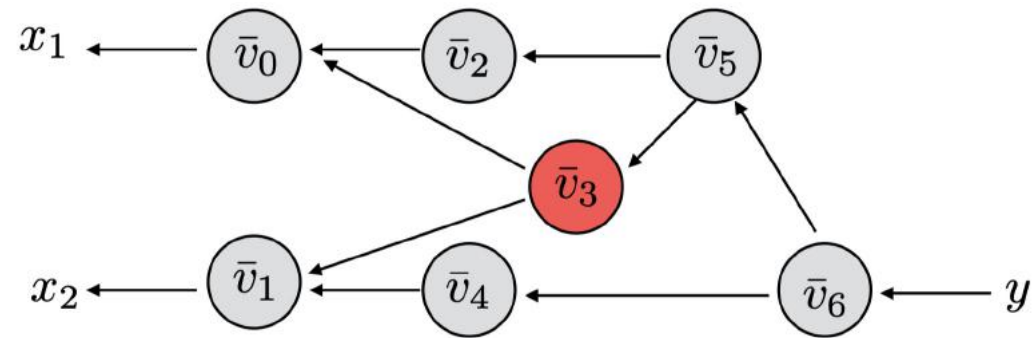
# AutoDiff: Reverse Mode



## Forward Evaluation

Trace:

	$f(2, 5)$
$v_0 = x_1$	2
$v_1 = x_2$	5
$v_2 = \ln(v_0)$	$\ln(2) = 0.693$
$v_3 = v_0 \cdot v_1$	$2 \times 5 = 10$
$v_4 = \sin(v_1)$	$\sin(5) = -0.959$
<u><math>v_5 = v_2 + v_3</math></u>	$0.693 + 10 = 10.693$
$v_6 = v_5 - v_4$	$10.693 + 0.959 = 11.652$
$y = v_6$	11.652

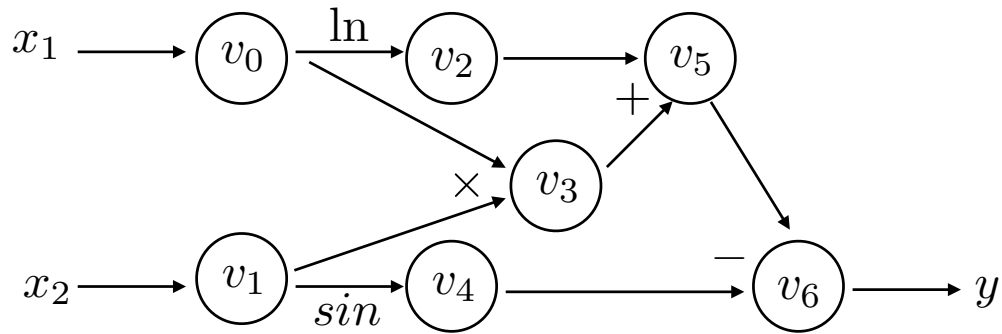


## Backwards Derivative Trace:

$\bar{v}_3 = \bar{v}_5 \frac{\partial v_5}{\partial v_3} = \bar{v}_5 \cdot (1)$	
$\bar{v}_4 = \bar{v}_6 \frac{\partial v_6}{\partial v_4} = \bar{v}_6 \cdot (-1)$	$1 \times -1 = -1$
$\bar{v}_5 = \bar{v}_6 \frac{\partial v_6}{\partial v_5} = \bar{v}_6 \cdot 1$	$1 \times 1 = 1$
$\bar{v}_6 = \frac{\partial y}{\partial v_6}$	1



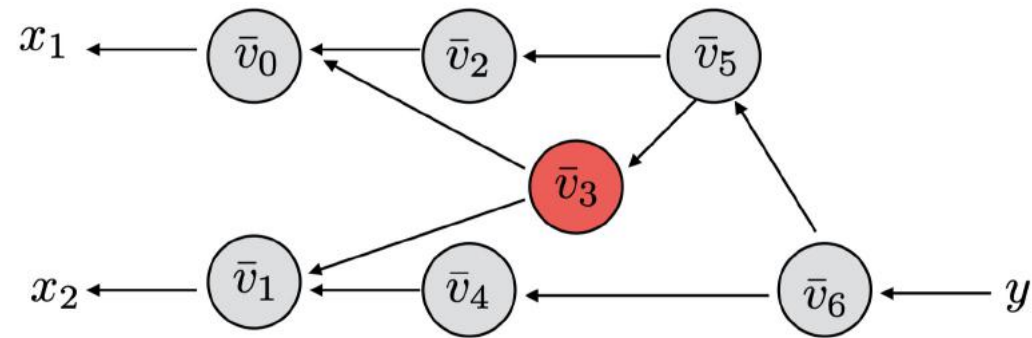
# AutoDiff: Reverse Mode



## Forward Evaluation

Trace:

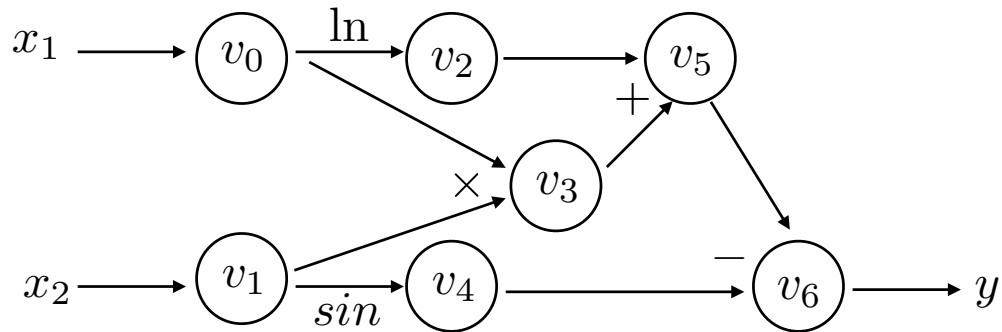
	$f(2, 5)$
$v_0 = x_1$	2
$v_1 = x_2$	5
$v_2 = \ln(v_0)$	$\ln(2) = 0.693$
$v_3 = v_0 \cdot v_1$	$2 \times 5 = 10$
$v_4 = \sin(v_1)$	$\sin(5) = -0.959$
<u><math>v_5 = v_2 + v_3</math></u>	$0.693 + 10 = 10.693$
$v_6 = v_5 - v_4$	$10.693 + 0.959 = 11.652$
$y = v_6$	11.652



## Backwards Derivative Trace:

$$\begin{aligned} \bar{v}_3 &= \bar{v}_5 \frac{\partial v_5}{\partial v_3} = \bar{v}_5 \cdot (1) && 1 \times 1 = 1 \\ \bar{v}_4 &= \bar{v}_6 \frac{\partial v_6}{\partial v_4} = \bar{v}_6 \cdot (-1) && 1 \times -1 = -1 \\ \bar{v}_5 &= \bar{v}_6 \frac{\partial v_6}{\partial v_5} = \bar{v}_6 \cdot 1 && 1 \times 1 = 1 \\ \bar{v}_6 &= \frac{\partial y}{\partial v_6} && 1 \end{aligned}$$

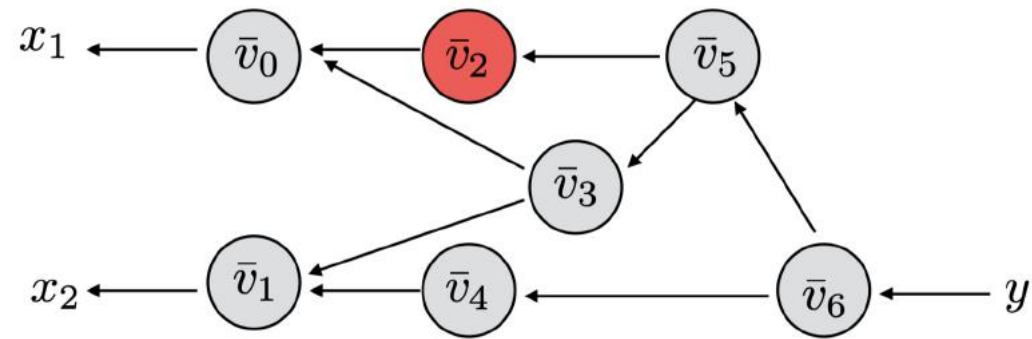
# AutoDiff: Reverse Mode



## Forward Evaluation

Trace:

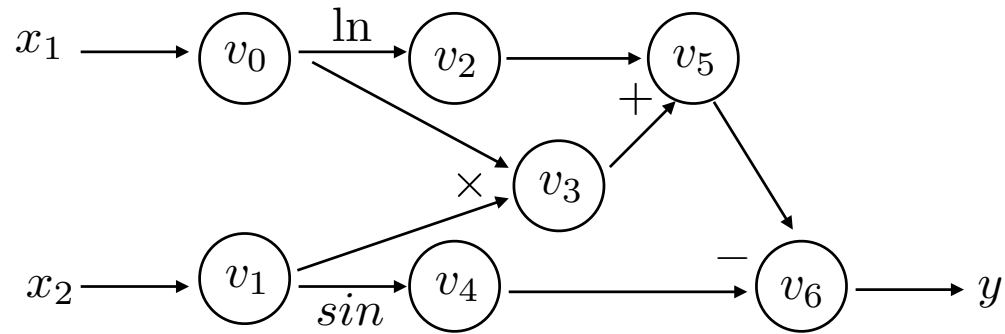
	$f(2, 5)$
$v_0 = x_1$	2
$v_1 = x_2$	5
$v_2 = \ln(v_0)$	$\ln(2) = 0.693$
$v_3 = v_0 \cdot v_1$	$2 \times 5 = 10$
$v_4 = \sin(v_1)$	$\sin(5) = -0.959$
$v_5 = v_2 + v_3$	$0.693 + 10 = 10.693$
$v_6 = v_5 - v_4$	$10.693 + 0.959 = 11.652$
$y = v_6$	11.652



## Backwards Derivative Trace:

$\bar{v}_2 = \bar{v}_5 \frac{\partial v_5}{\partial v_2}$	
$\bar{v}_3 = \bar{v}_5 \frac{\partial v_5}{\partial v_3} = \bar{v}_5 \cdot (1)$	$1 \times 1 = 1$
$\bar{v}_4 = \bar{v}_6 \frac{\partial v_6}{\partial v_4} = \bar{v}_6 \cdot (-1)$	$1 \times -1 = -1$
$\bar{v}_5 = \bar{v}_6 \frac{\partial v_6}{\partial v_5} = \bar{v}_6 \cdot 1$	$1 \times 1 = 1$
$\bar{v}_6 = \frac{\partial y}{\partial v_6}$	1

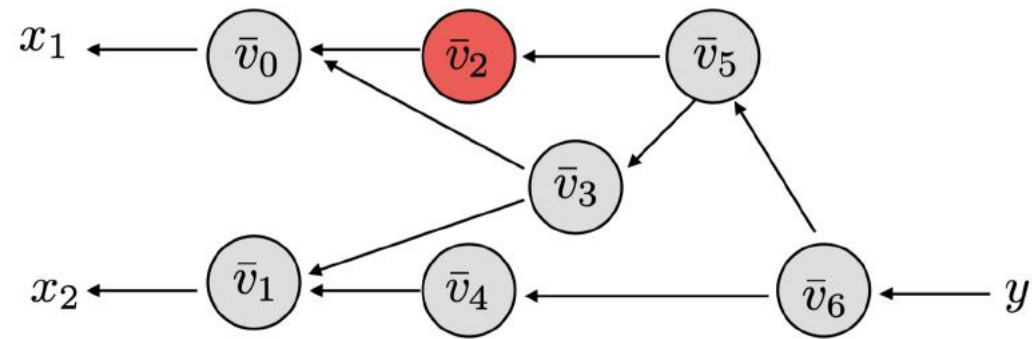
# AutoDiff: Reverse Mode



## Forward Evaluation

Trace:

	$f(2, 5)$
$v_0 = x_1$	2
$v_1 = x_2$	5
$v_2 = \ln(v_0)$	$\ln(2) = 0.693$
$v_3 = v_0 \cdot v_1$	$2 \times 5 = 10$
$v_4 = \sin(v_1)$	$\sin(5) = -0.959$
<u><math>v_5 = v_2 + v_3</math></u>	$0.693 + 10 = 10.693$
$v_6 = v_5 - v_4$	$10.693 + 0.959 = 11.652$
$y = v_6$	11.652



## Backwards Derivative Trace:

$$\bar{v}_2 = \bar{v}_5 \frac{\partial v_5}{\partial v_2} = \bar{v}_5 \cdot (1)$$

$$\bar{v}_3 = \bar{v}_5 \frac{\partial v_5}{\partial v_3} = \bar{v}_5 \cdot (1)$$

$$\bar{v}_4 = \bar{v}_6 \frac{\partial v_6}{\partial v_4} = \bar{v}_6 \cdot (-1)$$

$$\bar{v}_5 = \bar{v}_6 \frac{\partial v_6}{\partial v_5} = \bar{v}_6 \cdot 1$$

$$\bar{v}_6 = \frac{\partial y}{\partial v_6}$$

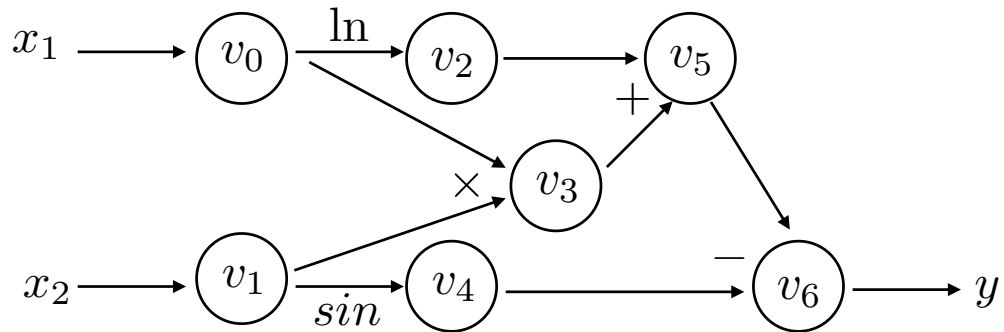
$$1 \times 1 = 1$$

$$1 \times -1 = -1$$

$$1 \times 1 = 1$$

$$1$$

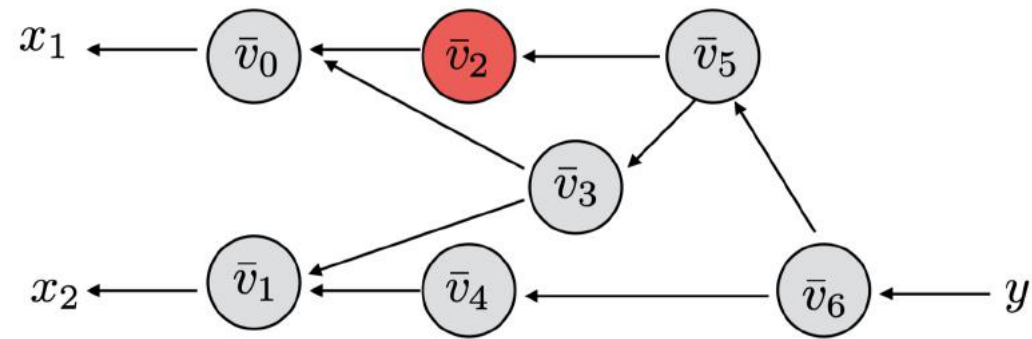
# AutoDiff: Reverse Mode



## Forward Evaluation

Trace:

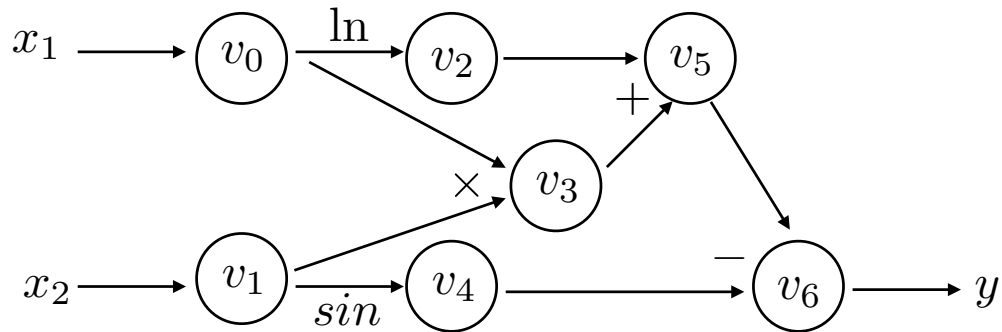
	$f(2, 5)$
$v_0 = x_1$	2
$v_1 = x_2$	5
$v_2 = \ln(v_0)$	$\ln(2) = 0.693$
$v_3 = v_0 \cdot v_1$	$2 \times 5 = 10$
$v_4 = \sin(v_1)$	$\sin(5) = -0.959$
<u><math>v_5 = v_2 + v_3</math></u>	$0.693 + 10 = 10.693$
$v_6 = v_5 - v_4$	$10.693 + 0.959 = 11.652$
$y = v_6$	11.652



## Backwards Derivative Trace:

$\bar{v}_2 = \bar{v}_5 \frac{\partial v_5}{\partial v_2} = \bar{v}_5 \cdot (1)$	
$\bar{v}_3 = \bar{v}_5 \frac{\partial v_5}{\partial v_3} = \bar{v}_5 \cdot (1)$	$1 \times 1 = 1$
$\bar{v}_4 = \bar{v}_6 \frac{\partial v_6}{\partial v_4} = \bar{v}_6 \cdot (-1)$	$1 \times -1 = -1$
$\bar{v}_5 = \bar{v}_6 \frac{\partial v_6}{\partial v_5} = \bar{v}_6 \cdot 1$	$1 \times 1 = 1$
$\bar{v}_6 = \frac{\partial y}{\partial v_6}$	1

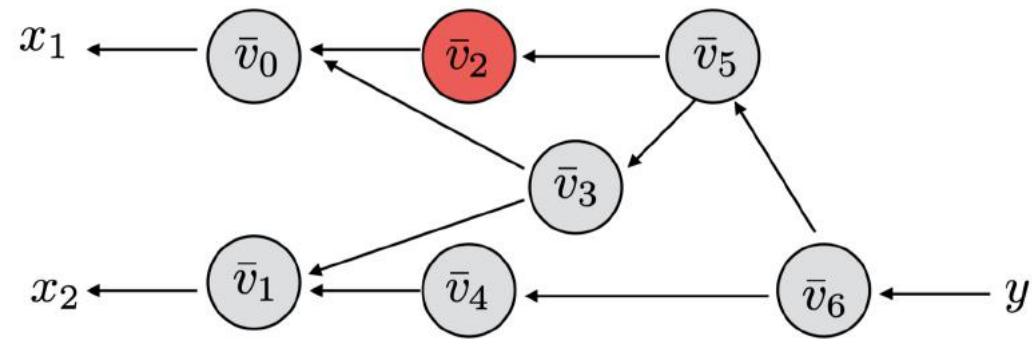
# AutoDiff: Reverse Mode



## Forward Evaluation

Trace:

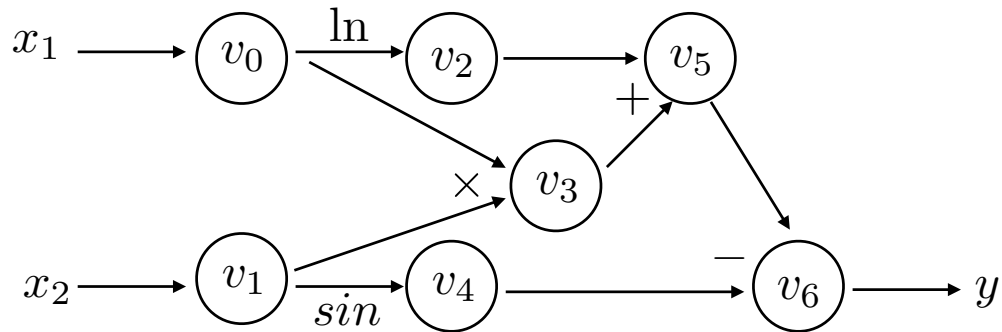
	$f(2, 5)$
$v_0 = x_1$	2
$v_1 = x_2$	5
$v_2 = \ln(v_0)$	$\ln(2) = 0.693$
$v_3 = v_0 \cdot v_1$	$2 \times 5 = 10$
$v_4 = \sin(v_1)$	$\sin(5) = -0.959$
<u><math>v_5 = v_2 + v_3</math></u>	$0.693 + 10 = 10.693$
$v_6 = v_5 - v_4$	$10.693 + 0.959 = 11.652$
$y = v_6$	11.652



## Backwards Derivative Trace:

$$\begin{array}{l} \bar{v}_2 = \bar{v}_5 \frac{\partial v_5}{\partial v_2} = \bar{v}_5 \cdot (1) \quad 1 \times 1 = 1 \\ \bar{v}_3 = \bar{v}_5 \frac{\partial v_5}{\partial v_3} = \bar{v}_5 \cdot (1) \quad 1 \times 1 = 1 \\ \bar{v}_4 = \bar{v}_6 \frac{\partial v_6}{\partial v_4} = \bar{v}_6 \cdot (-1) \quad 1 \times -1 = -1 \\ \bar{v}_5 = \bar{v}_6 \frac{\partial v_6}{\partial v_5} = \bar{v}_6 \cdot 1 \quad 1 \times 1 = 1 \\ \bar{v}_6 = \frac{\partial y}{\partial v_6} \quad 1 \end{array}$$

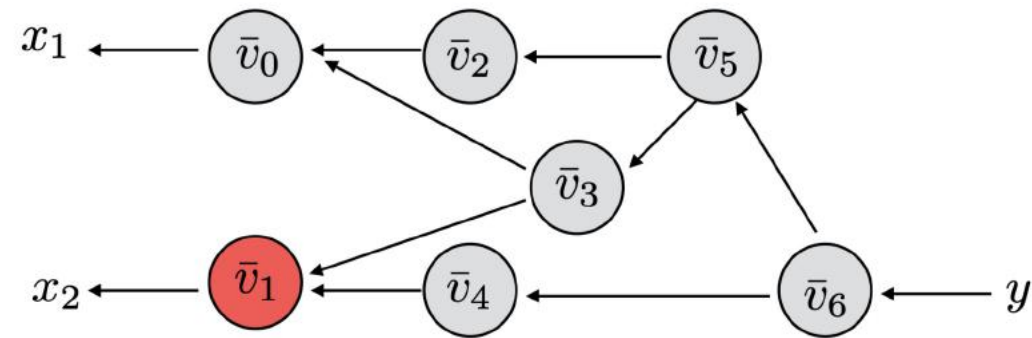
# AutoDiff: Reverse Mode



## Forward Evaluation

Trace:

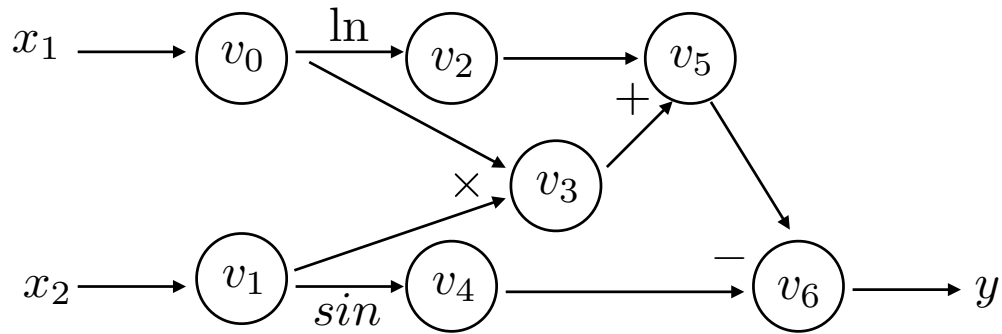
	$f(2, 5)$
$v_0 = x_1$	2
$v_1 = x_2$	5
$v_2 = \ln(v_0)$	$\ln(2) = 0.693$
$v_3 = v_0 \cdot v_1$	$2 \times 5 = 10$
$v_4 = \sin(v_1)$	$\sin(5) = -0.959$
$v_5 = v_2 + v_3$	$0.693 + 10 = 10.693$
$v_6 = v_5 - v_4$	$10.693 + 0.959 = 11.652$
$y = v_6$	11.652



## Backwards Derivative Trace:

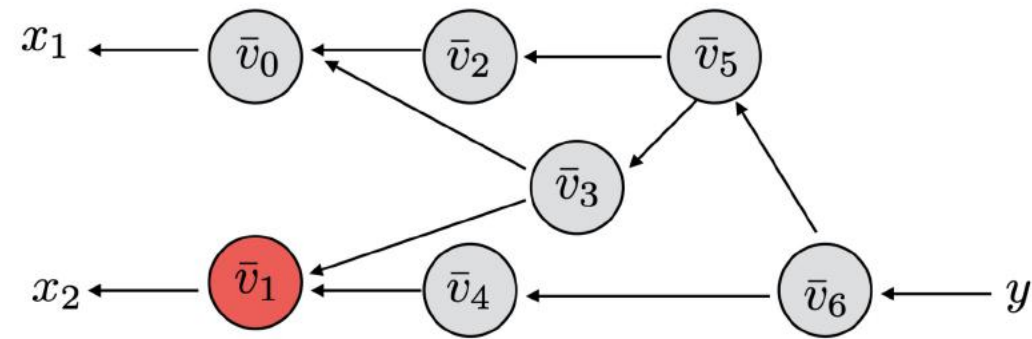
$\bar{v}_1$		
$\bar{v}_2 = \bar{v}_5 \frac{\partial v_5}{\partial v_2} = \bar{v}_5 \cdot (1)$		$1 \times 1 = 1$
$\bar{v}_3 = \bar{v}_5 \frac{\partial v_5}{\partial v_3} = \bar{v}_5 \cdot (1)$		$1 \times 1 = 1$
$\bar{v}_4 = \bar{v}_6 \frac{\partial v_6}{\partial v_4} = \bar{v}_6 \cdot (-1)$		$1 \times -1 = -1$
$\bar{v}_5 = \bar{v}_6 \frac{\partial v_6}{\partial v_5} = \bar{v}_6 \cdot 1$		$1 \times 1 = 1$
$\bar{v}_6 = \frac{\partial y}{\partial v_6}$		1

# AutoDiff: Reverse Mode



## Forward Evaluation

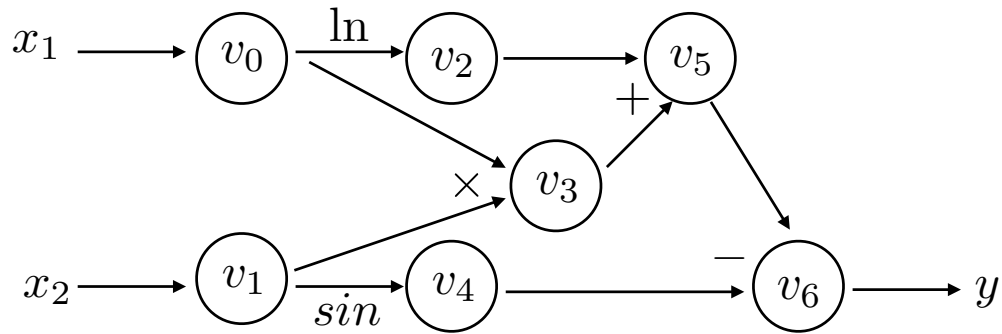
Trace:	$f(2, 5)$
$v_0 = x_1$	2
$v_1 = x_2$	5
$v_2 = \ln(v_0)$	$\ln(2) = 0.693$
$v_3 = v_0 \cdot v_1$	$2 \times 5 = 10$
$v_4 = \sin(v_1)$	$\sin(5) = -0.959$
$v_5 = v_2 + v_3$	$0.693 + 10 = 10.693$
$v_6 = v_5 - v_4$	$10.693 + 0.959 = 11.652$
$y = v_6$	11.652



## Backwards Derivative Trace:

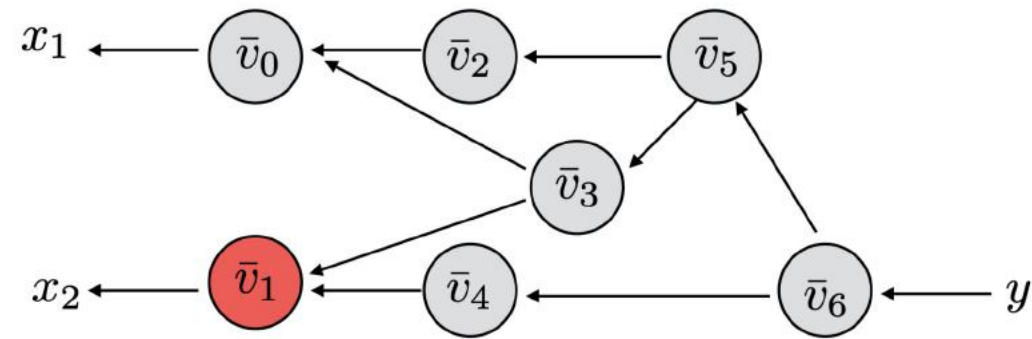
$\bar{v}_1 = \bar{v}_3 \frac{\partial v_3}{\partial v_1} + \bar{v}_4 \frac{\partial v_4}{\partial v_1}$	
$\bar{v}_2 = \bar{v}_5 \frac{\partial v_5}{\partial v_2} = \bar{v}_5 \cdot (1)$	$1 \times 1 = 1$
$\bar{v}_3 = \bar{v}_5 \frac{\partial v_5}{\partial v_3} = \bar{v}_5 \cdot (1)$	$1 \times 1 = 1$
$\bar{v}_4 = \bar{v}_6 \frac{\partial v_6}{\partial v_4} = \bar{v}_6 \cdot (-1)$	$1 \times -1 = -1$
$\bar{v}_5 = \bar{v}_6 \frac{\partial v_6}{\partial v_5} = \bar{v}_6 \cdot 1$	$1 \times 1 = 1$
$\bar{v}_6 = \frac{\partial y}{\partial v_6}$	1

# AutoDiff: Reverse Mode



## Forward Evaluation

Trace:	$f(2, 5)$
$v_0 = x_1$	2
$v_1 = x_2$	5
$v_2 = \ln(v_0)$	$\ln(2) = 0.693$
<u><math>v_3 = v_0 \cdot v_1</math></u>	$2 \times 5 = 10$
<u><math>v_4 = \sin(v_1)</math></u>	$\sin(5) = -0.959$
$v_5 = v_2 + v_3$	$0.693 + 10 = 10.693$
$v_6 = v_5 - v_4$	$10.693 + 0.959 = 11.652$
$y = v_6$	11.652

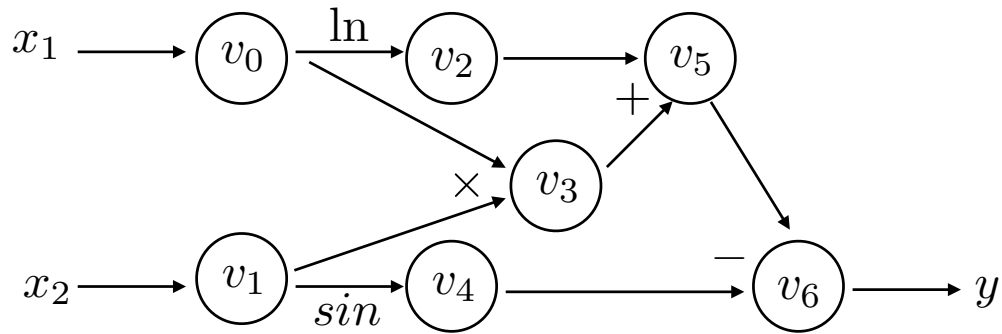


## Backwards Derivative Trace:

$\bar{v}_1 = \bar{v}_3 \frac{\partial v_3}{\partial v_1} + \bar{v}_4 \frac{\partial v_4}{\partial v_1}$	
$\bar{v}_2 = \bar{v}_5 \frac{\partial v_5}{\partial v_2} = \bar{v}_5 \cdot (1)$	$1 \times 1 = 1$
$\bar{v}_3 = \bar{v}_5 \frac{\partial v_5}{\partial v_3} = \bar{v}_5 \cdot (1)$	$1 \times 1 = 1$
$\bar{v}_4 = \bar{v}_6 \frac{\partial v_6}{\partial v_4} = \bar{v}_6 \cdot (-1)$	$1 \times -1 = -1$
$\bar{v}_5 = \bar{v}_6 \frac{\partial v_6}{\partial v_5} = \bar{v}_6 \cdot 1$	$1 \times 1 = 1$
$\bar{v}_6 = \frac{\partial y}{\partial v_6}$	1

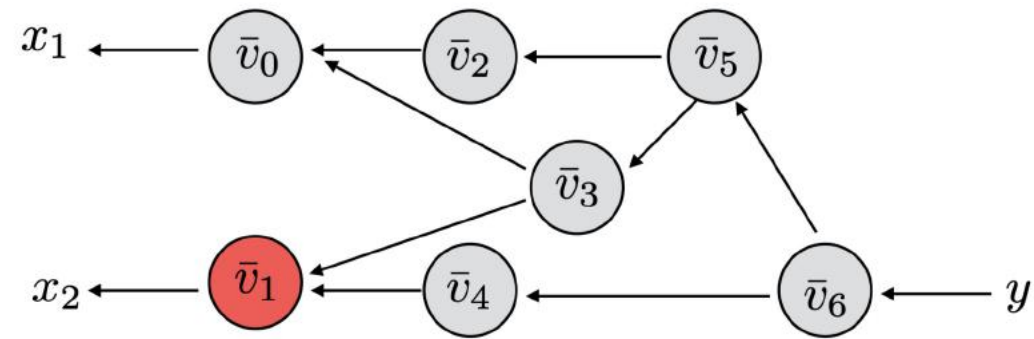


# AutoDiff: Reverse Mode



## Forward Evaluation

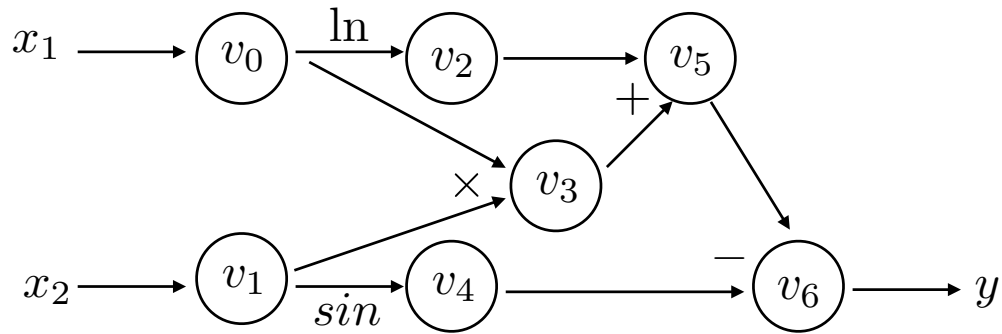
Trace:	$f(2, 5)$
$v_0 = x_1$	2
$v_1 = x_2$	5
$v_2 = \ln(v_0)$	$\ln(2) = 0.693$
<u><math>v_3 = v_0 \cdot v_1</math></u>	$2 \times 5 = 10$
<u><math>v_4 = \sin(v_1)</math></u>	$\sin(5) = -0.959$
$v_5 = v_2 + v_3$	$0.693 + 10 = 10.693$
$v_6 = v_5 - v_4$	$10.693 + 0.959 = 11.652$
$y = v_6$	11.652



## Backwards Derivative Trace:

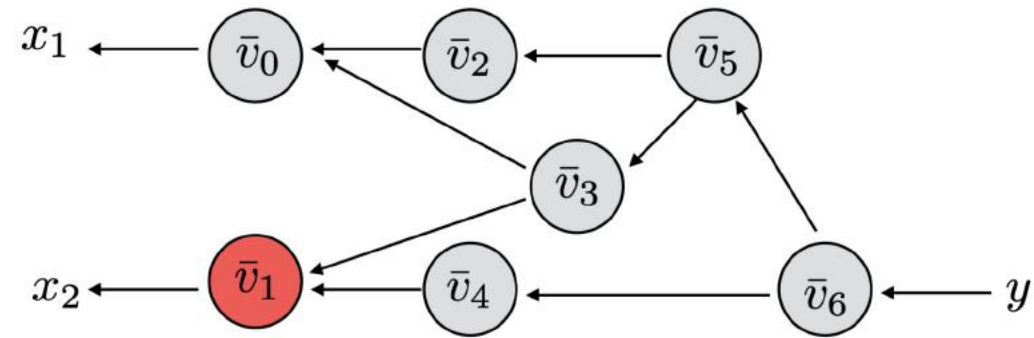
$$\begin{aligned} \bar{v}_1 &= \bar{v}_3 \frac{\partial v_3}{\partial v_1} + \bar{v}_4 \frac{\partial v_4}{\partial v_1} = \bar{v}_3 v_0 + \bar{v}_4 \cos(v_1) \\ \bar{v}_2 &= \bar{v}_5 \frac{\partial v_5}{\partial v_2} = \bar{v}_5 \cdot (1) && 1 \times 1 = 1 \\ \bar{v}_3 &= \bar{v}_5 \frac{\partial v_5}{\partial v_3} = \bar{v}_5 \cdot (1) && 1 \times 1 = 1 \\ \bar{v}_4 &= \bar{v}_6 \frac{\partial v_6}{\partial v_4} = \bar{v}_6 \cdot (-1) && 1 \times -1 = -1 \\ \bar{v}_5 &= \bar{v}_6 \frac{\partial v_6}{\partial v_5} = \bar{v}_6 \cdot 1 && 1 \times 1 = 1 \\ \bar{v}_6 &= \frac{\partial y}{\partial v_6} && 1 \end{aligned}$$

# AutoDiff: Reverse Mode



## Forward Evaluation

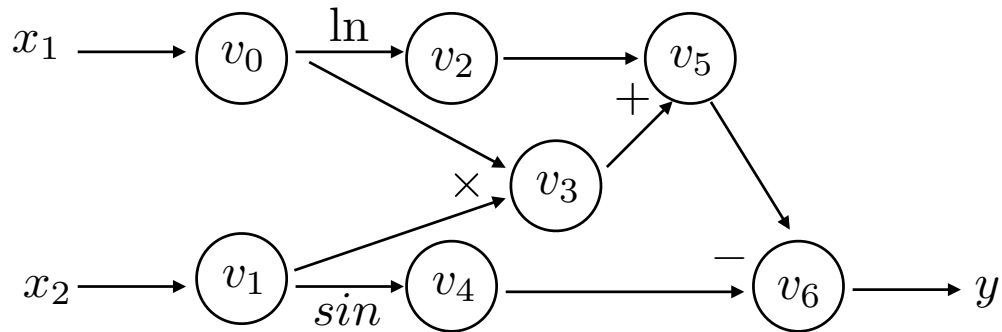
Trace:	$f(2, 5)$
$v_0 = x_1$	2
$v_1 = x_2$	5
$v_2 = \ln(v_0)$	$\ln(2) = 0.693$
<u><math>v_3 = v_0 \cdot v_1</math></u>	$2 \times 5 = 10$
<u><math>v_4 = \sin(v_1)</math></u>	$\sin(5) = -0.959$
$v_5 = v_2 + v_3$	$0.693 + 10 = 10.693$
$v_6 = v_5 - v_4$	$10.693 + 0.959 = 11.652$
$y = v_6$	11.652



## Backwards Derivative Trace:

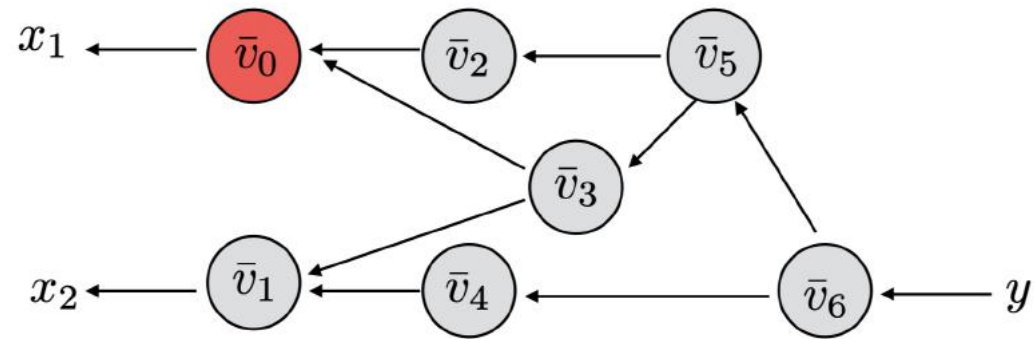
$\bar{v}_1 = \bar{v}_3 \frac{\partial v_3}{\partial v_1} + \bar{v}_4 \frac{\partial v_4}{\partial v_1} = \bar{v}_3 v_0 + \bar{v}_4 \cos(v_1)$	1.716
$\bar{v}_2 = \bar{v}_5 \frac{\partial v_5}{\partial v_2} = \bar{v}_5 \cdot (1)$	$1 \times 1 = 1$
$\bar{v}_3 = \bar{v}_5 \frac{\partial v_5}{\partial v_3} = \bar{v}_5 \cdot (1)$	$1 \times 1 = 1$
$\bar{v}_4 = \bar{v}_6 \frac{\partial v_6}{\partial v_4} = \bar{v}_6 \cdot (-1)$	$1 \times -1 = -1$
$\bar{v}_5 = \bar{v}_6 \frac{\partial v_6}{\partial v_5} = \bar{v}_6 \cdot 1$	$1 \times 1 = 1$
$\bar{v}_6 = \frac{\partial y}{\partial v_6}$	1

# AutoDiff: Reverse Mode



## Forward Evaluation

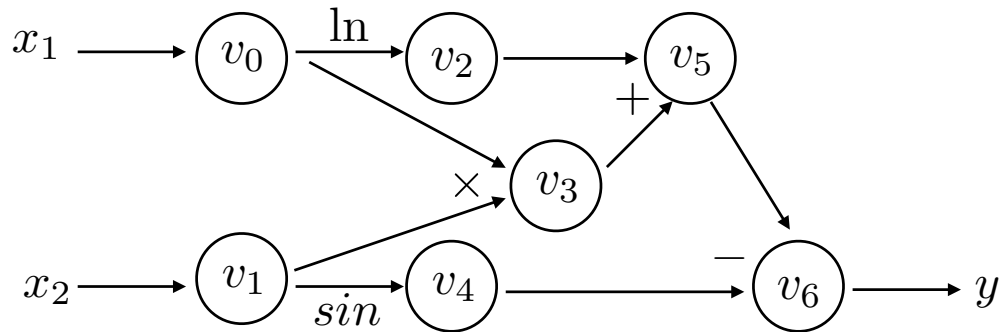
Trace:	$f(2, 5)$
$v_0 = x_1$	2
$v_1 = x_2$	5
$v_2 = \ln(v_0)$	$\ln(2) = 0.693$
$v_3 = v_0 \cdot v_1$	$2 \times 5 = 10$
$v_4 = \sin(v_1)$	$\sin(5) = -0.959$
$v_5 = v_2 + v_3$	$0.693 + 10 = 10.693$
$v_6 = v_5 - v_4$	$10.693 + 0.959 = 11.652$
$y = v_6$	11.652



## Backwards Derivative Trace:

$\bar{v}_0 = \bar{v}_3 \frac{\partial v_3}{\partial v_0} + \bar{v}_2 \frac{\partial v_2}{\partial v_0} = \bar{v}_3 v_1 + \bar{v}_2 \frac{1}{v_0}$	5.5
$\bar{v}_1 = \bar{v}_3 \frac{\partial v_3}{\partial v_1} + \bar{v}_4 \frac{\partial v_4}{\partial v_1} = \bar{v}_3 v_0 + \bar{v}_4 \cos(v_1)$	1.716
$\bar{v}_2 = \bar{v}_5 \frac{\partial v_5}{\partial v_2} = \bar{v}_5 \cdot (1)$	$1 \times 1 = 1$
$\bar{v}_3 = \bar{v}_5 \frac{\partial v_5}{\partial v_3} = \bar{v}_5 \cdot (1)$	$1 \times 1 = 1$
$\bar{v}_4 = \bar{v}_6 \frac{\partial v_6}{\partial v_4} = \bar{v}_6 \cdot (-1)$	$1 \times -1 = -1$
$\bar{v}_5 = \bar{v}_6 \frac{\partial v_6}{\partial v_5} = \bar{v}_6 \cdot 1$	$1 \times 1 = 1$
$\bar{v}_6 = \frac{\partial y}{\partial v_6}$	1

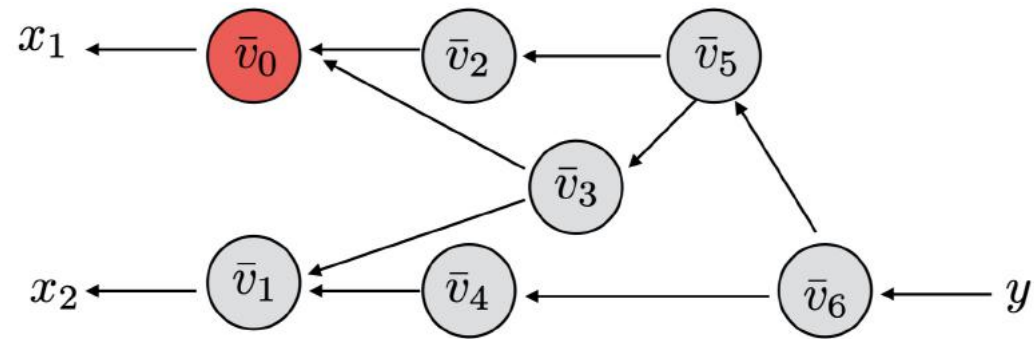
# AutoDiff: Reverse Mode



## Forward Evaluation

Trace:

	$f(2, 5)$
$v_0 = x_1$	2
$v_1 = x_2$	5
$v_2 = \ln(v_0)$	$\ln(2) = 0.693$
$v_3 = v_0 \cdot v_1$	$2 \times 5 = 10$
$v_4 = \sin(v_1)$	$\sin(5) = -0.959$
$v_5 = v_2 + v_3$	$0.693 + 10 = 10.693$
$v_6 = v_5 - v_4$	$10.693 + 0.959 = 11.652$
$y = v_6$	11.652



## Backwards Derivative Trace:

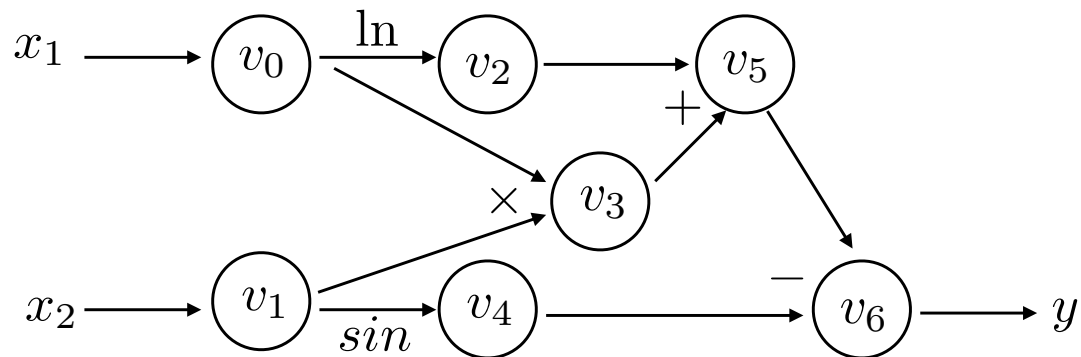
$\bar{v}_0 = \bar{v}_3 \frac{\partial v_3}{\partial v_0} + \bar{v}_2 \frac{\partial v_2}{\partial v_0} = \bar{v}_3 v_1 + \bar{v}_2 \frac{1}{v_0}$	<b>5.5</b>
$\bar{v}_1 = \bar{v}_3 \frac{\partial v_3}{\partial v_1} + \bar{v}_4 \frac{\partial v_4}{\partial v_1} = \bar{v}_3 v_0 + \bar{v}_4 \cos(v_1)$	<b>1.716</b>
$\bar{v}_2 = \bar{v}_5 \frac{\partial v_5}{\partial v_2} = \bar{v}_5 \cdot (1)$	$1 \times 1 = 1$
$\bar{v}_3 = \bar{v}_5 \frac{\partial v_5}{\partial v_3} = \bar{v}_5 \cdot (1)$	$1 \times 1 = 1$
$\bar{v}_4 = \bar{v}_6 \frac{\partial v_6}{\partial v_4} = \bar{v}_6 \cdot (-1)$	$1 \times -1 = -1$
$\bar{v}_5 = \bar{v}_6 \frac{\partial v_6}{\partial v_5} = \bar{v}_6 \cdot 1$	$1 \times 1 = 1$
$\bar{v}_6 = \frac{\partial y}{\partial v_6}$	1

# Automatic Differentiation (AutoDiff)

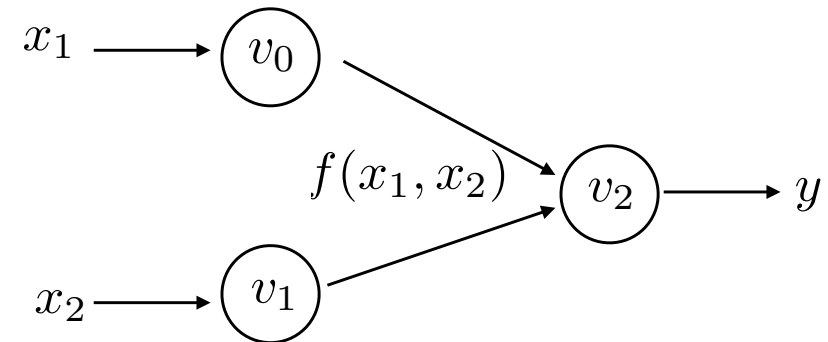
$$y = f(x_1, x_2) = \ln(x_1) + x_1x_2 - \sin(x_2)$$

- AutoDiff can be done at various granularities

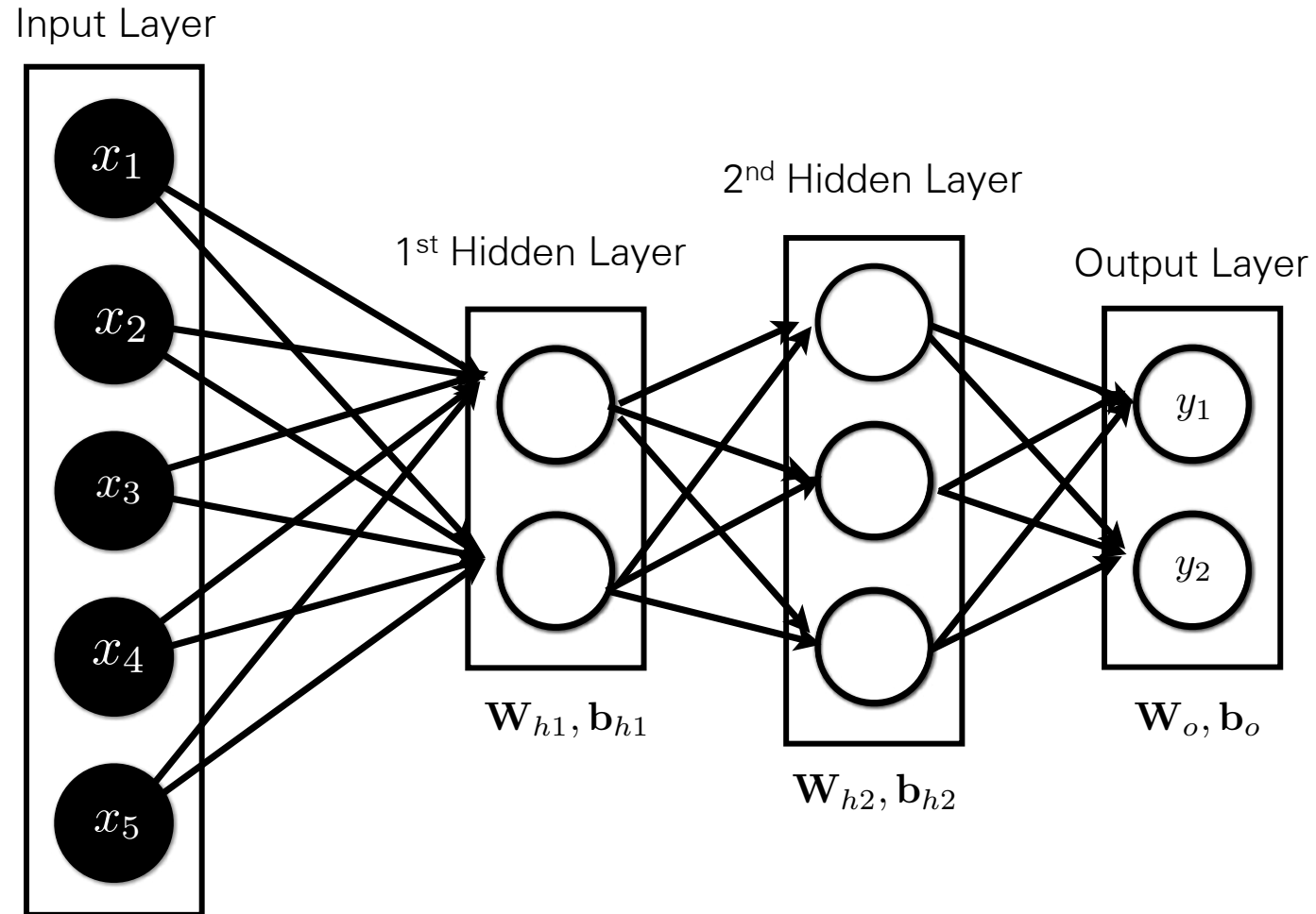
Elementary function granularity:



Complex function granularity:



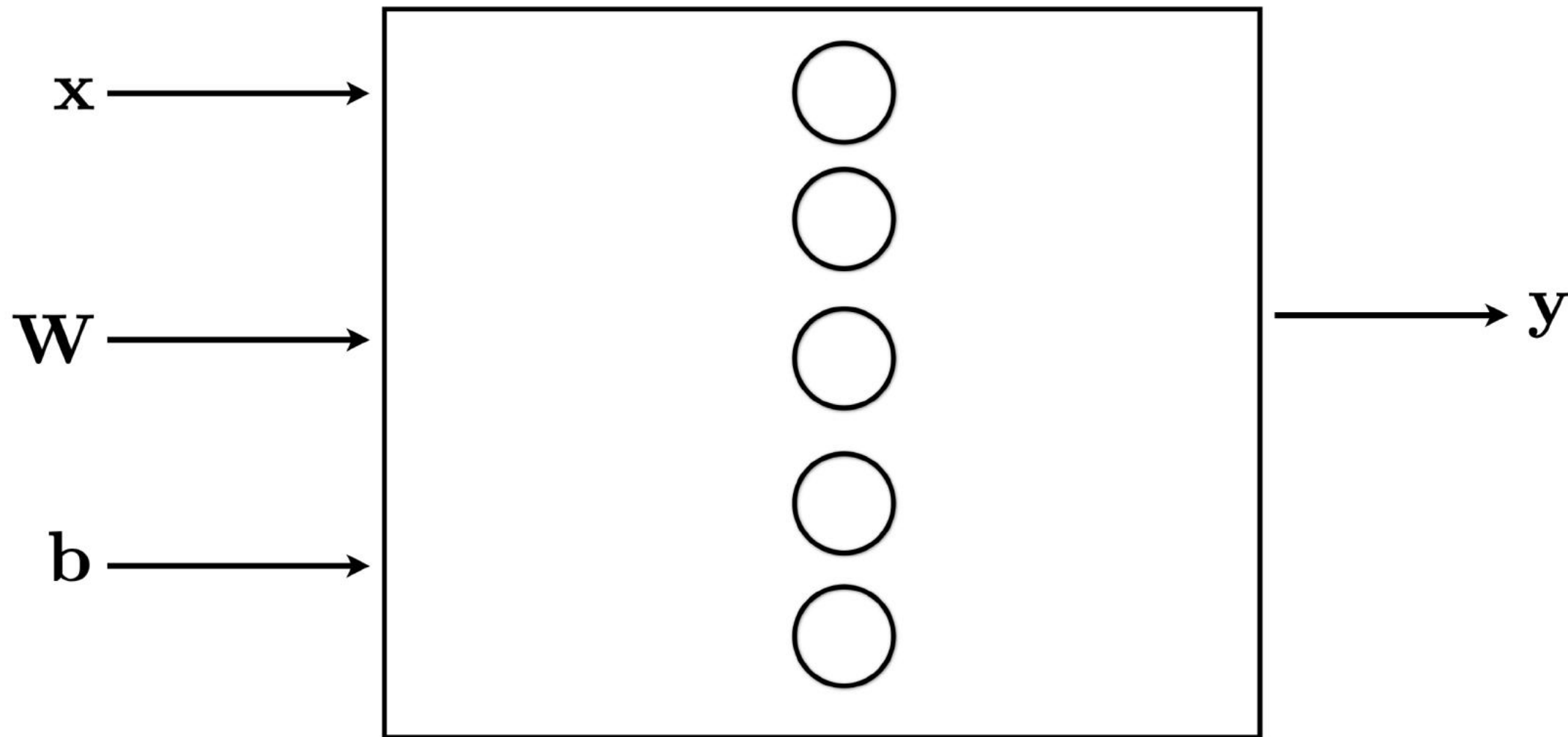
# Backpropagation: Practical Issues



Easier to deal with in [vector form](#)

# Backpropagation: Practical Issues

$$y = f(\mathbf{W}, \mathbf{b}, \mathbf{x}) = \text{sigmoid}(\mathbf{W} \cdot \mathbf{x} + \mathbf{b})$$

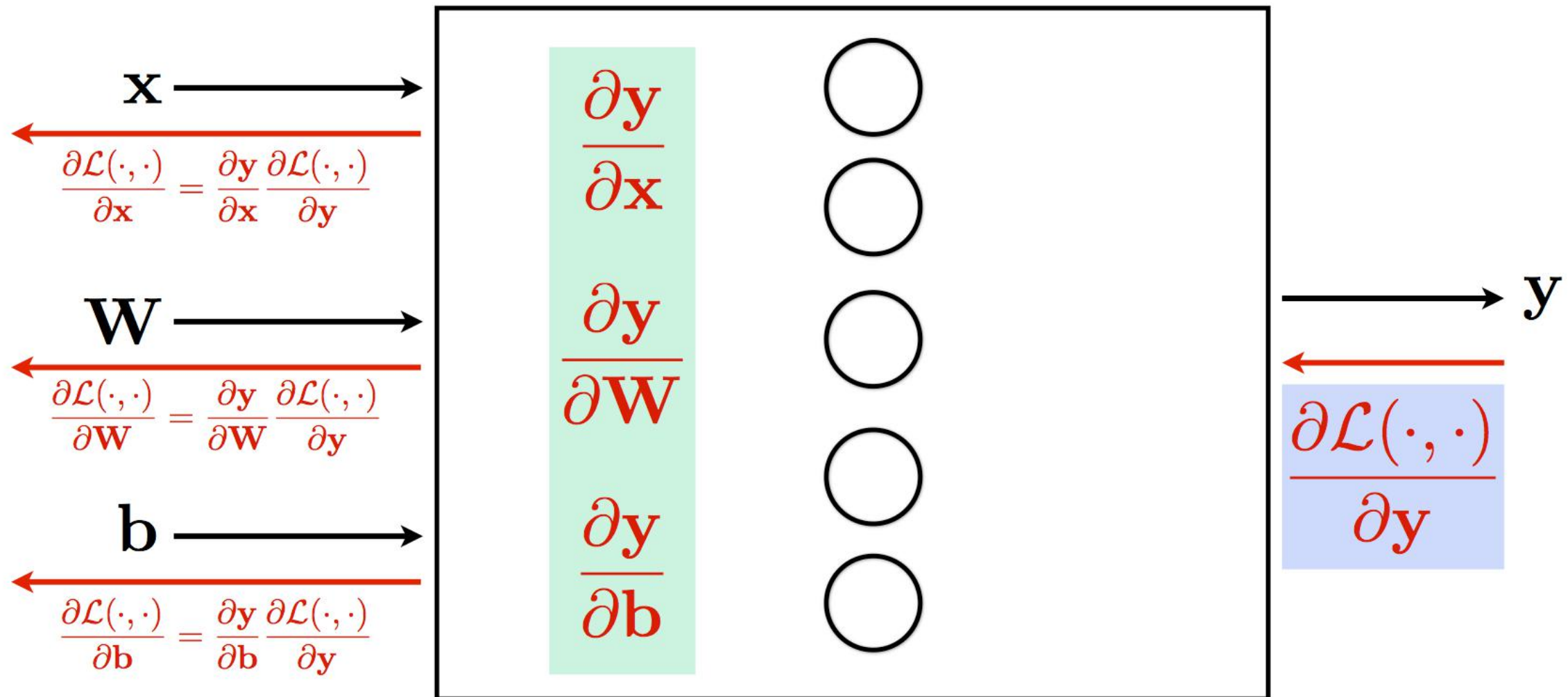


# Backpropagation: Practical Issues

"local" Jacobians  
(matrix of partial derivatives,  
e.g.  $|x| \times |y|$ )

$$y = f(\mathbf{W}, \mathbf{b}, \mathbf{x}) = \text{sigmoid}(\mathbf{W} \cdot \mathbf{x} + \mathbf{b})$$

"backprop" Gradient

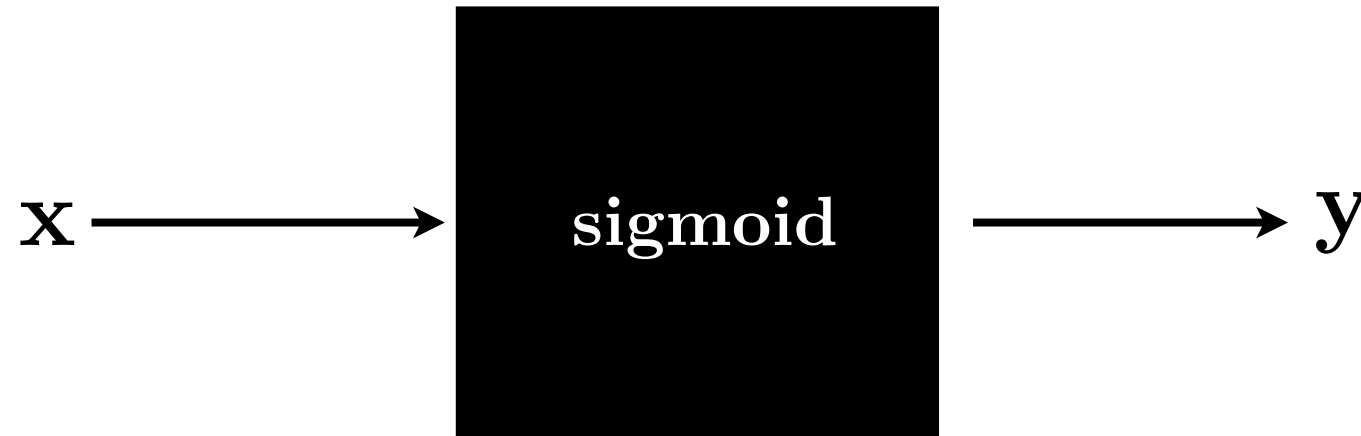




# Jacobian of Sigmoid layer

$$\mathbf{x}, \mathbf{y} \in \mathbb{R}^{2048}$$

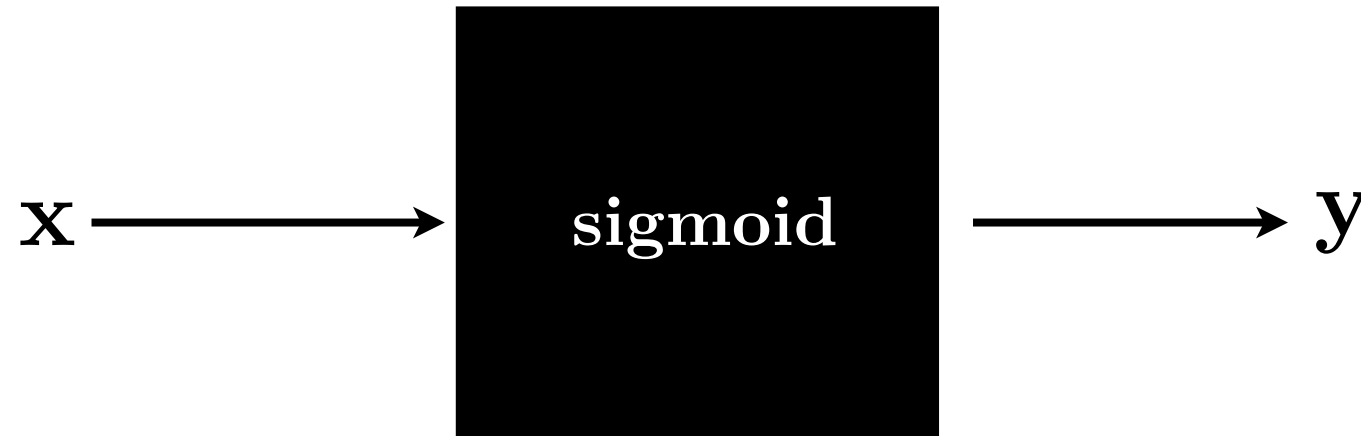
- Element-wise sigmoid layer:



# Jacobian of Sigmoid layer

$$\mathbf{x}, \mathbf{y} \in \mathbb{R}^{2048}$$

- Element-wise sigmoid layer:

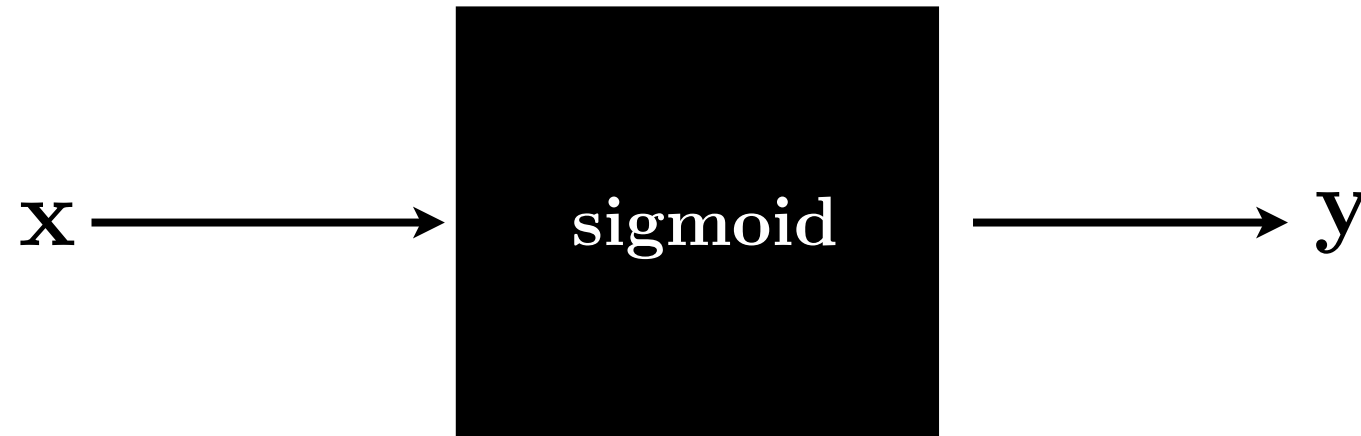


- What is the dimension of Jacobian?

# Jacobian of Sigmoid layer

$$\mathbf{x}, \mathbf{y} \in \mathbb{R}^{2048}$$

- Element-wise sigmoid layer:

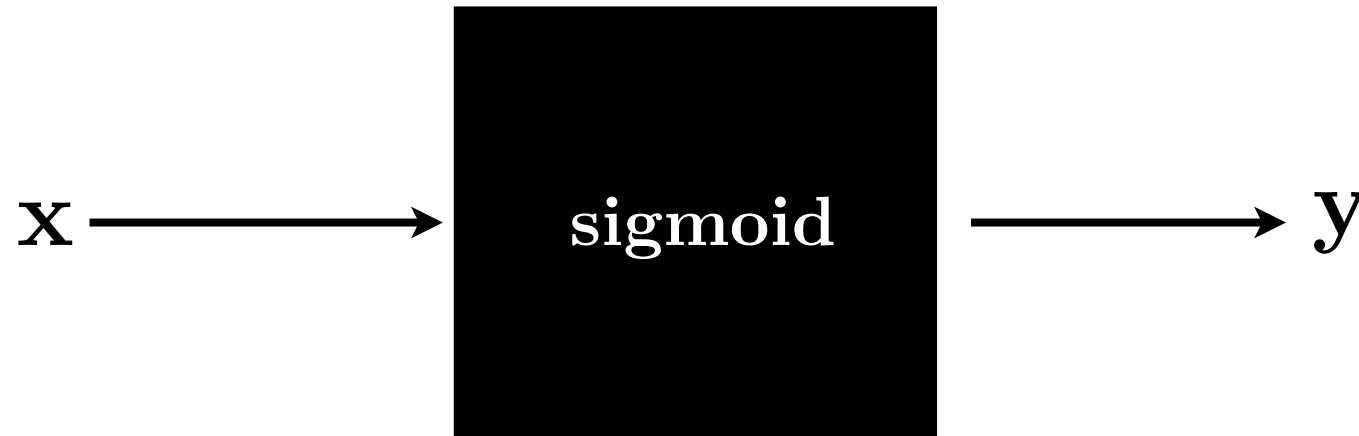


- What is the dimension of **Jacobian**?
- What does it look like?

# Jacobian of Sigmoid layer

$$\mathbf{x}, \mathbf{y} \in \mathbb{R}^{2048}$$

- Element-wise sigmoid layer:



- What is the dimension of **Jacobian**?
- What does it look like?

If we are working with a mini batch of 100 inputs-output pairs,  
Jacobian is a matrix 204,800 x 204,800!

# Backpropagation: Common questions

- **Question:** Does BackProp only work for certain layers?

**Answer:** No, for any differentiable functions

- **Question:** What is computational cost of BackProp?

**Answer:** On average about twice the forward pass

- **Question:** Is BackProp a dual of forward propagation?

**Answer:** Yes

# Backpropagation: Common questions

- **Question:** Does BackProp only work for certain layers?

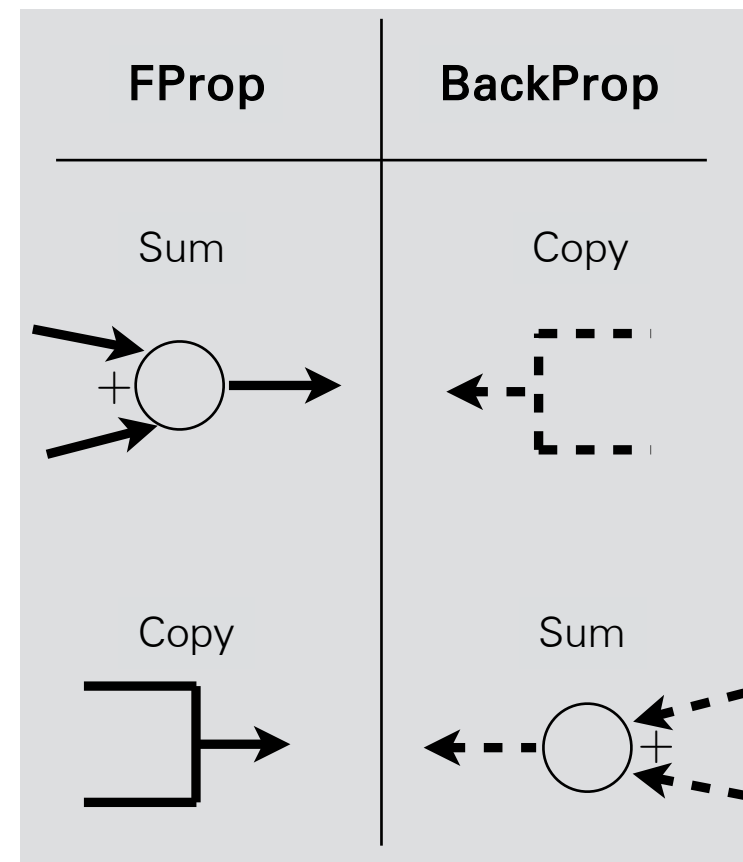
**Answer:** No, for any differentiable functions

- **Question:** What is computational cost of BackProp?

**Answer:** On average about twice the forward pass

- **Question:** Is BackProp a dual of forward propagation?

**Answer:** Yes



# Demo time

Iterations: 000,000 | Learning rate: 0.03 | Activation: Tanh | Regularization: None | Regularization rate: 0 | Problem type: Classification

**DATA**  
Which dataset do you want to use?  
Ratio of training to test data: 50%  
Noise: 0  
Batch size: 10  
REGENERATE

**FEATURES**  
Which properties do you want to feed in?  
 $X_1$   
 $X_2$   
 $X_1^2$   
 $X_2^2$   
 $X_1 X_2$   
 $\sin(X_1)$   
 $\sin(X_2)$

**2 HIDDEN LAYERS**  
4 neurons | 2 neurons

*This is the output from one neuron. Hover to see it larger.*

*The outputs are mixed with varying weights, shown by the thickness of the lines.*

**OUTPUT**  
Test loss 0.519  
Training loss 0.502

Colors shows data, neuron and weight values. -1 0 1

Show test data  Discretize output

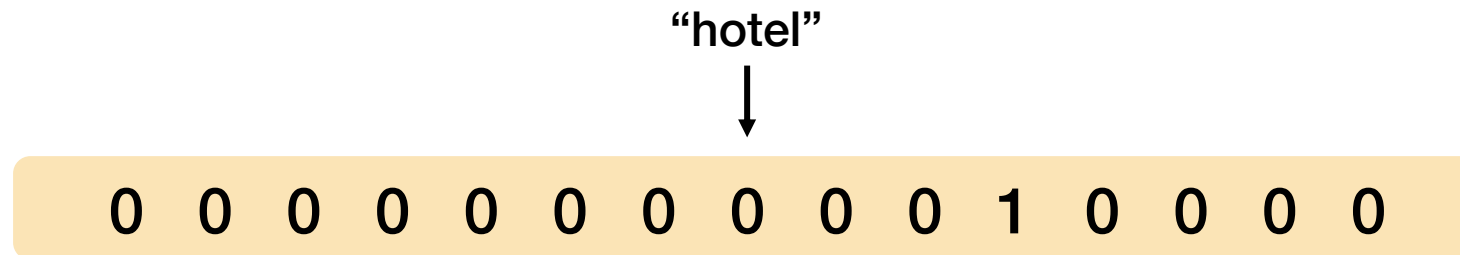
<http://playground.tensorflow.org>

Shallow yet very powerful:  
`word2vec`



# From symbolic to distributed word representations

- The vast majority of rule-based or statistical NLP and IR work regarded words as atomic symbols: **hotel**, **conference**, **walk**
- In vector space terms, this is a vector with one 1 and a lot of zeroes



- We now call this a **one-hot** representation.

# From symbolic to distributed word representations

- The size of word vectors are equal to the number of words in the dictionary
  - Vector size is proportional to the size of the dictionary  
20K (speech) – 50K (Pen Treebank) – 500K (A large dictionary) – 13M (Google 1T)
- One-hot vectors are **orthogonal**
- There is no natural notion of similarity in a set of one-hot vectors

$$\begin{array}{l} \text{"motel"} \\ \text{"hotel"} \end{array} \begin{array}{cccccccccccccccc} 0 & 0 & 0 & 0 & 0 & 0 & 0 & 0 & 0 & 0 & 1 & 0 & 0 & 0 & 0 & 0 \\ 0 & 0 & 0 & 0 & 0 & 0 & 0 & 0 & 0 & 0 & 0 & 1 & 0 & 0 & 0 & 0 \end{array} \begin{array}{l} \mathbf{T} \\ = \mathbf{0} \end{array}$$

# Distributional similarity-based representations

- You can get a lot of value by representing a word by means of its neighbors
- “You shall know a word by the company it keeps”  
(J. R. Firth 1957:11)
- One of the most successful ideas of modern NLP



government debt problems turning into banking crises as has happened in  
saying that Europe needs unified banking regulation to replace the hodgepodge



These words will represent  
“banking”



# Distributional hypothesis

- The meaning of a word is (can be approximated by, derived from) the set of contexts in which it occurs in texts

He filled the **wampimuk**, passed it around and we all drunk some

We found a little, hairy **wampimuk** sleeping behind the tree

# Distributional semantics

he curtains open and the moon shining in on the barely  
ars and the cold , close moon " . And neither of the w  
rough the night with the moon shining so brightly , it  
made in the light of the moon . It all boils down , wr  
surely under a crescent moon , thrilled by ice-white  
sun , the seasons of the moon ? Home , alone , Jay pla  
m is dazzling snow , the moon has risen full and cold  
un and the temple of the moon , driving out of the hug  
in the dark and now the moon rises , full and amber a  
bird on the shape of the moon over the trees in front  
But I could n't see the moon or the stars , only the  
rning , with a sliver of moon hanging among the stars  
they love the sun , the moon and the stars . None of  
the light of an enormous moon . The splash of flowing w  
man 's first step on the moon ; various exhibits , aer  
the inevitable piece of moon rock . Housing The Airsh  
oud obscured part of the moon . The Allied guns behind

A solution to Plato's problem: The latent semantic analysis theory of acquisition, induction, and representation of knowledge [Landauer and Dumais'97]  
From frequency to meaning: Vector space models of semantics [Turney ve Pantel'10]

...

# Window based co-occurrence matrix

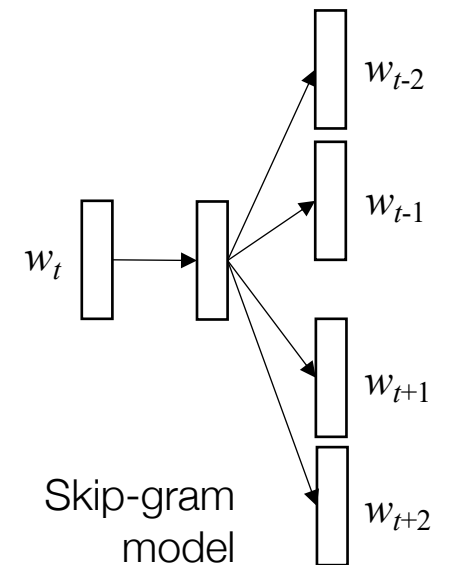
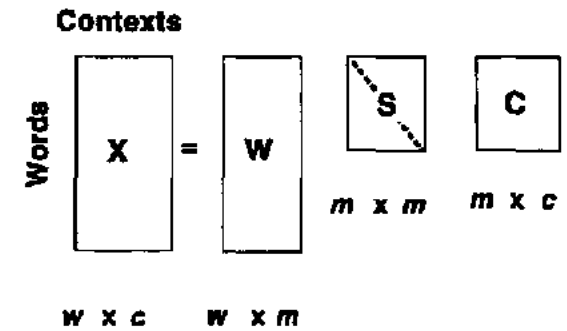
- Example corpus:
  - I like deep learning.
  - I like NLP.
  - I enjoy flying.

counts	I	like	enjoy	deep	learning	NLP	flying	.
I	0	2	1	0	0	0	0	0
like	2	0	0	1	0	1	0	0
enjoy	1	0	0	0	0	0	1	0
deep	0	1	0	0	1	0	0	0
learning	0	0	0	1	0	0	0	1
NLP	0	1	0	0	0	0	0	1
flying	0	0	1	0	0	0	0	1
.	0	0	0	0	1	1	1	0

- Increase in size with vocabulary
- Very high dimensional: require a lot of storage
- Subsequent classification models have sparsity issues
- Models are less robust

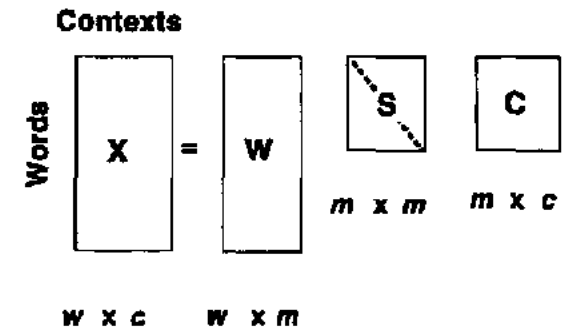
# Three methods for getting short dense vectors

- Singular Value Decomposition of co-occurrence matrix  $X$ 
  - A special case of this is called LSA – Latent Semantic Analysis
- Neural Language Model-inspired predictive models
  - skip-grams and CBOW
- Brown clustering



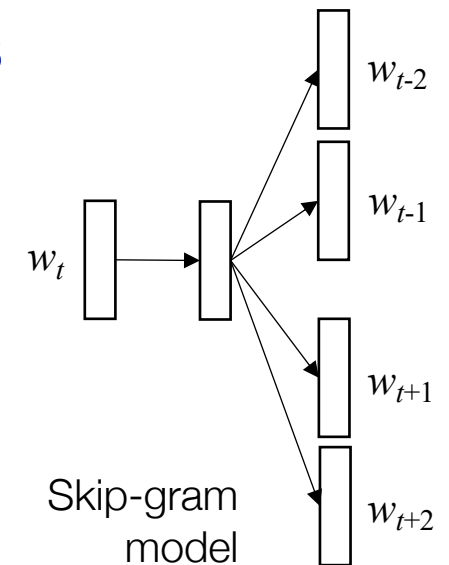
# Three methods for getting short dense vectors

- Singular Value Decomposition of co-occurrence matrix  $X$ 
  - A special case of this is called LSA – Latent Semantic Analysis



- **Neural Language Model-inspired predictive models**
  - skip-grams and CBOW

- Brown clustering





# Prediction-based models: An alternative way to get dense vectors

- **Skip-gram** (Mikolov et al. 2013a), **CBOW** (Mikolov et al. 2013b)
- Learn embeddings as part of the process of word prediction.
- Train a neural network to predict neighboring words
  - Inspired by **neural net language models**.
  - In so doing, learn dense embeddings for the words in the training corpus.
- Advantages:
  - Fast, easy to train (much faster than SVD)
  - Available online in the `word2vec` package
  - Including sets of pretrained embeddings!

# Basic idea of learning neural network word embeddings

- We define some model that aims to predict a word based on other words in its context

$$\operatorname{argmax}_w w \cdot ((w_{j-1} + w_{j+1}) / 2)$$

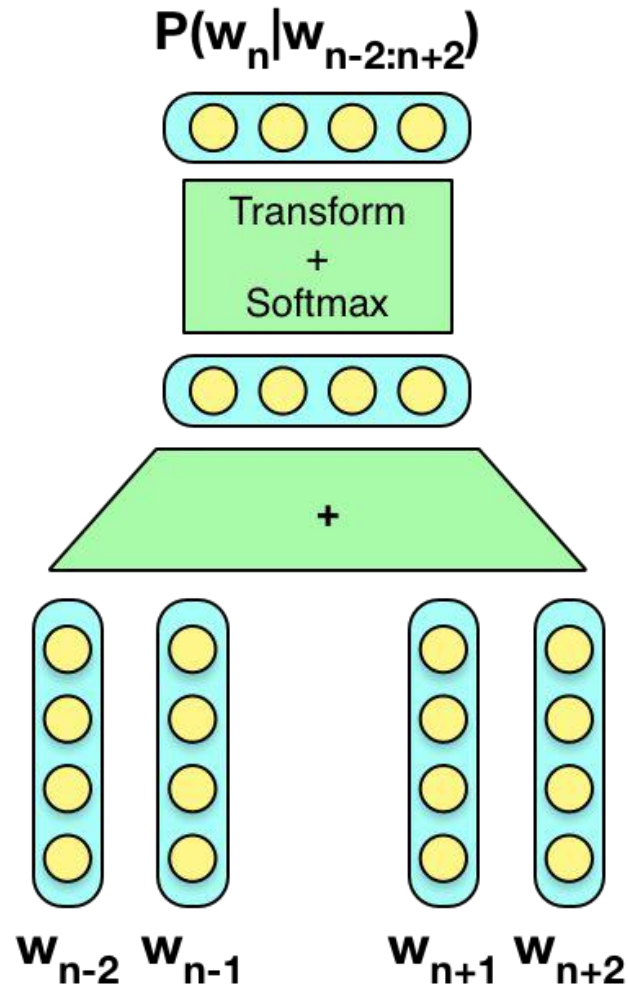
which has a loss function, e.g.,

$$J(\theta) = 1 - w_j \cdot ((w_{j-1} + w_{j+1}) / 2)$$

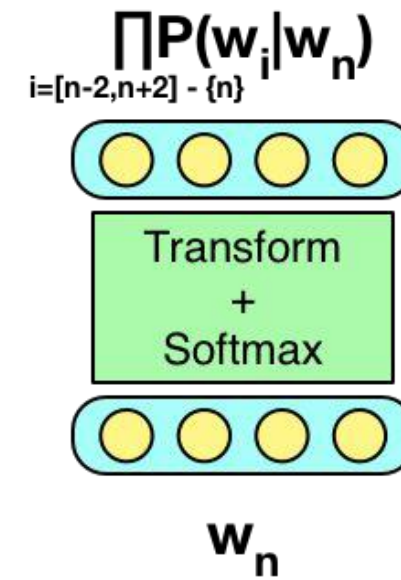
Unit norm  
vectors

- We look at many samples from a big language corpus
- We keep adjusting the vector representations of words to minimize this loss

# Neural Embedding Models (Mikolov et al. 2013)



CBoW model



Skip-gram model

# Details of word2vec

- Predict surrounding words in a window of length  $m$  of every word.
- **Objective function:** Maximize the log probability of any context word given the current center word:

$$J(\theta) = \frac{1}{T} \sum_{t=1}^T \sum_{-m \leq j \leq m, j \neq 0} \log p(w_{t+j} | w_t)$$

where  $\theta$  represents all variables we optimize

# Details of word2vec

- Predict surrounding words in a window of length  $m$  of every word.
- For  $p(w_{t+j}|w_t)$  the simplest first formulation is

$$p(o|c) = \frac{\exp(u_o^T v_c)}{\sum_{w=1}^W \exp(u_w^T v_c)}$$

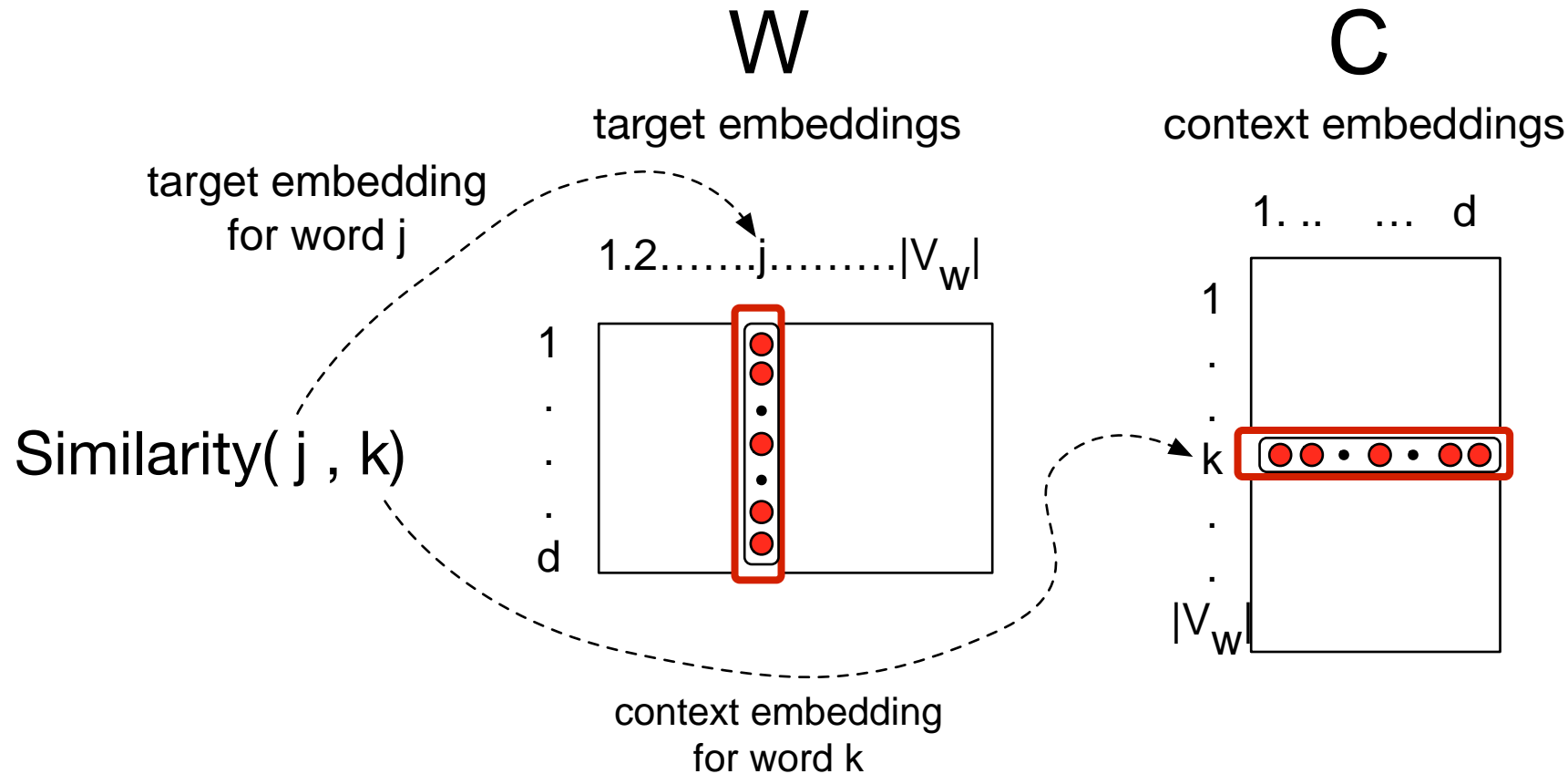
where  $o$  is the outside (or output) word id,

$c$  is the center word id,

$u$  and  $v$  are “center” and “outside” vectors of  $o$  and  $c$

- Every word has two vectors!
- This is essentially “dynamic” logistic regression

# Intuition: similarity as dot-product between a target vector and context vector



- $\text{Similarity}(j,k) = c_k \cdot v_j$

- We use softmax to turn into probabilities

$$p(w_k|w_j) = \frac{\exp(c_k \cdot v_j)}{\sum_{i \in |V|} \exp(c_i \cdot v_j)}$$

# Details of word2vec

- Predict surrounding words in a window of length  $m$  of every word.
- For  $p(w_{t+j}|w_t)$  the simplest first formulation is

$$p(o|c) = \frac{\exp(u_o^T v_c)}{\sum_{w=1}^W \exp(u_w^T v_c)}$$

- Every word has two vectors!
- We can either:
  - Just use  $v_j$
  - Sum them
  - Concatenate them to make a double-length embedding

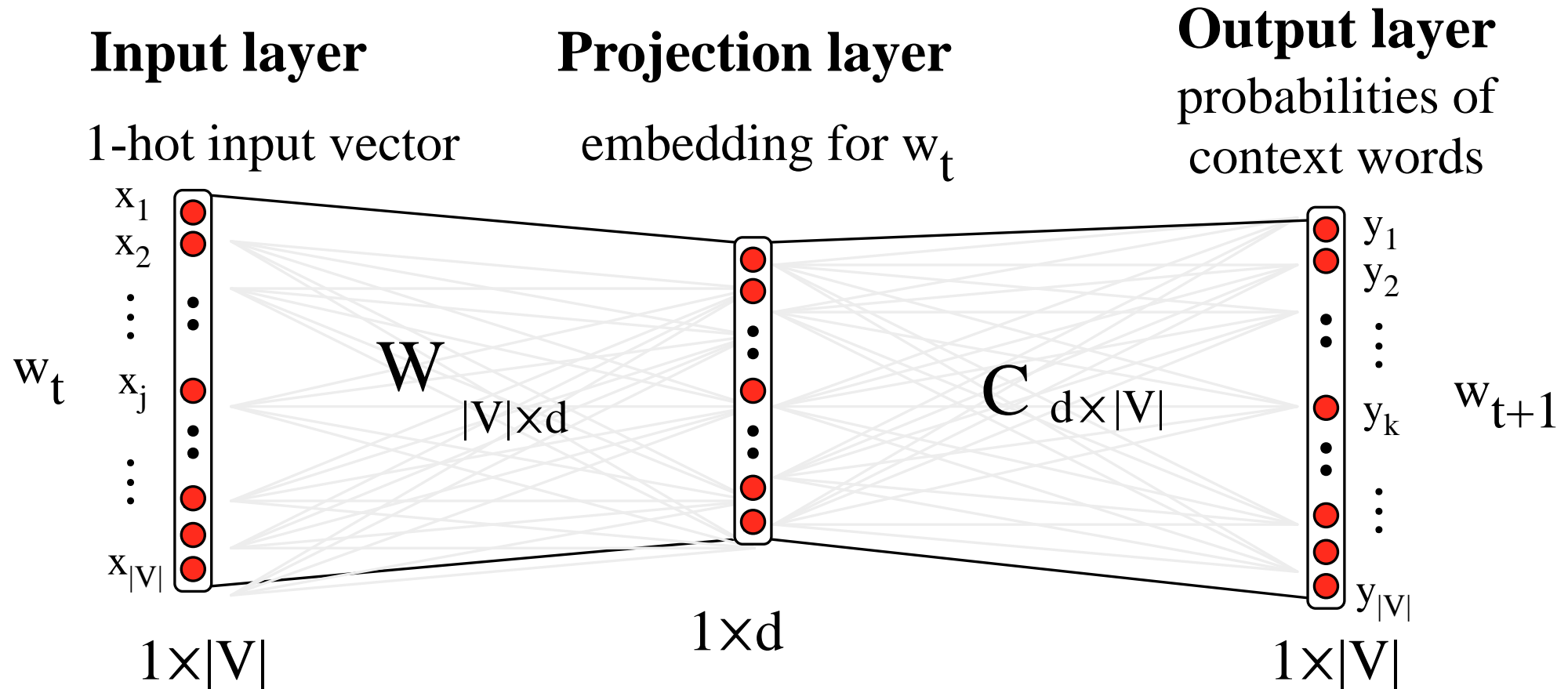
# Learning

- Start with some initial embeddings (e.g., random)
- iteratively make the embeddings for a word
  - more like the embeddings of its neighbors
  - less like the embeddings of other words.

$$\theta = \begin{bmatrix} v_{aardvark} \\ v_a \\ \vdots \\ v_{zebra} \\ u_{aardvark} \\ u_a \\ \vdots \\ u_{zebra} \end{bmatrix} \in \mathbb{R}^{2dV}$$



# Visualizing $W$ and $C$ as a network for doing error backprop



# Problem with the softmax

- The denominator: have to compute over every word in vocabulary

$$p(w_k|w_j) = \frac{\exp(c_k \cdot v_j)}{\sum_{i \in |V|} \exp(c_i \cdot v_j)}$$

- Instead: just sample a few of those negative words

# Goal in learning

- Make the word like the context words

lemon, a [tablespoon of apricot preserves or] jam  
c1 c2 w c3 c4

$$\sigma(x) = \frac{1}{1+e^x}$$

- We want this to be high:

$$\sigma(c1 \cdot w) + \sigma(c2 \cdot w) + \sigma(c3 \cdot w) + \sigma(c4 \cdot w)$$

- And not like k randomly selected “noise words”

[cement metaphysical dear coaxial apricot attendant whence forever puddle]  
n1 n2 n3 n4 n5 n6 n7 n8

- We want this to be low:  $\sigma(n1 \cdot w) + \sigma(n2 \cdot w) + \dots + \sigma(n8 \cdot w)$

# Skipgram with negative sampling: Loss function

$$\log \sigma(c \cdot w) + \sum_{i=1}^{\kappa} \mathbb{E}_{w_i \sim p(w)} [\log \sigma(-w_i \cdot w)]$$

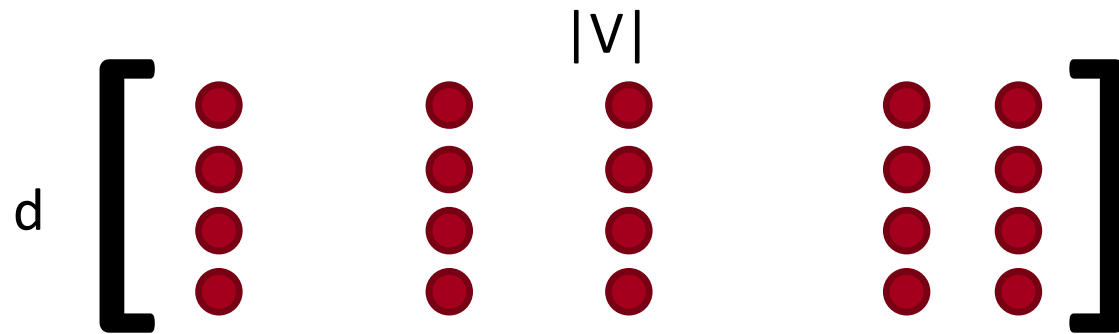
# Stochastic gradients with word vectors!

- But in each window, we only have at most  $2c - 1$  words, so  $\nabla_{\theta} J_t(\theta)$  is very sparse!

$$\nabla_{\theta} J_t(\theta) = \begin{bmatrix} 0 \\ \vdots \\ \nabla_{v_{like}} \\ \vdots \\ 0 \\ \nabla_{u_I} \\ \vdots \\ \nabla_{u_{learning}} \\ \vdots \end{bmatrix} \in \mathbb{R}^{2dV}$$

# Stochastic gradients with word vectors!

- We may as well only update the word vectors that actually appear!
- Solution: either keep around hash for word vectors or only update certain columns of full embedding matrix U and V



- Important if you have millions of word vectors and do distributed computing to not have to send gigantic updates around.

# Embeddings capture semantics!

- Words similar to “frog”

1. frogs
2. toad
3. litoria
4. leptodactylidae
5. rana
6. lizard
7. eleutherodactylus



“litoria”



“leptodactylidae”



“rana”

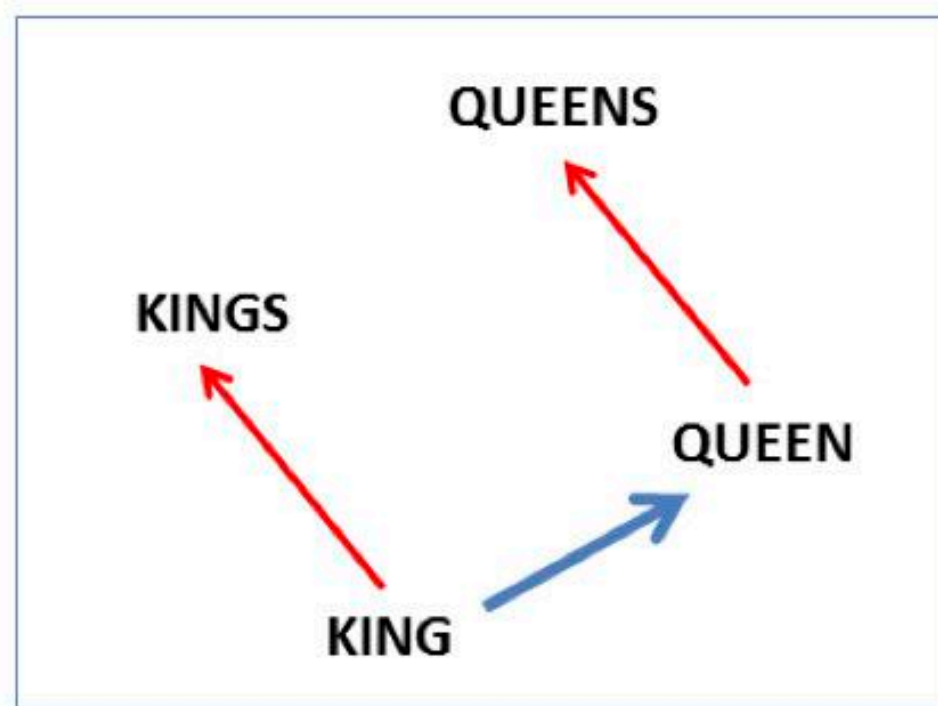
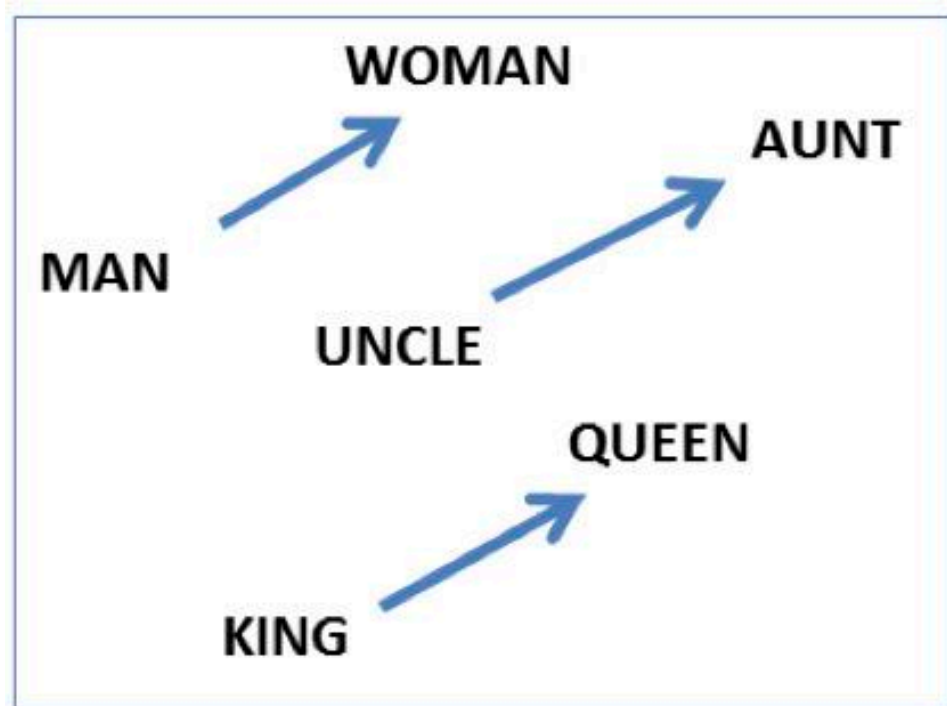


“eleutherodactylus”

# Embeddings capture relational meaning!

$\text{vector}('king') - \text{vector}('man') + \text{vector}('woman') \approx \text{vector}('queen')$

$\text{vector}('Paris') - \text{vector}('France') + \text{vector}('Italy') \approx \text{vector}('Rome')$





# Demo time

**Embedding Projector** ?

**DATA** ? | Points: 5000 | Dimension: 200 | Selected 101 points ↑

6 tensors found  
Word2Vec 5K

Label by  
word

Color by  
No color map

Sphereize data ?

**Load data** **Publish**

Checkpoint: Demo datasets  
Metadata: see\_data/word2vec\_5000\_200d

T-SNE **PCA** CUSTOM

X Component #1 Y Component #2 Z Component #3

Total variance described: 9.4%

**blues** ?

Search by word ?

neighbors ?  100

distance **COSINE** EUCLIDIAN

**Nearest points in the original space:**

jazz	0.340
folk	0.460
musicians	0.529
rock	0.563
guitar	0.566
guitarist	0.590
bass	0.592
songs	0.599
billy	0.611
pop	0.612
band	0.629
albums	0.631

**BOOKMARKS (0)** ? ↑

<http://projector.tensorflow.org>

**Next Lecture:**  
Training Deep Neural Networks